

KESKO OYJ CLASS B

ISIN: **FI0009000202** WKN: **KESKOB**

Overview

2024/07/18 20:43:10

Price
18.135 USDDifference  0.53% (0.10)

General attributes

ISIN	FI0009000202
Symbol	KESKOB
Exchange	FINRA other OTC Issues
Currency	USD
Sector	Commerce
Security type	Stock
Market cap (m)	4,498 EUR
Benchmark	OMX HELSINKI 25

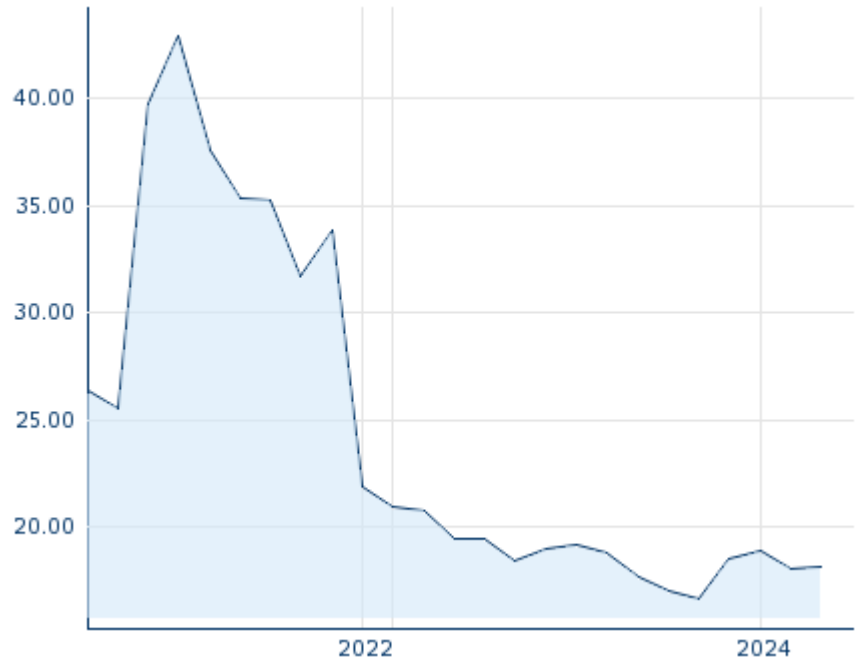
Market data

Bid (Bid size)	-
Ask (Ask size)	-
Open	18.135 USD
High	18.135 USD
Low	18.135 USD
Close (prev. day)	18.04 USD
VWAP	18.135 USD
Volume (pcs)	100
Trading volume	1,813.50
Number of trades	1
Last size	100

Futures and Options











Related Futures	36
Related Options	-

5y



Information about previous performance does not guarantee future performance.
Source: FactSet

Recent research

on sector		on market	
Date		Headline	Download
2024/07/24		Global Equity Ratings	
2024/07/24		Aktienempfehlungen Global	
2024/07/15		Aktienempfehlungen Global	
2024/07/12		Global Equity Ratings	
2024/06/21		Equity Weekly	

Details

2024/07/18 20:43:10

Price
18.135 USD

Difference ▲ 0.53% (0.10)

General attributes

ISIN	F10009000202
Symbol	KESKOB
Exchange	FINRA other OTC Issues
Currency	USD
Sector	Commerce
Security type	Stock
Market cap (m)	4,498 EUR
Benchmark	OMX HELSINKI 25

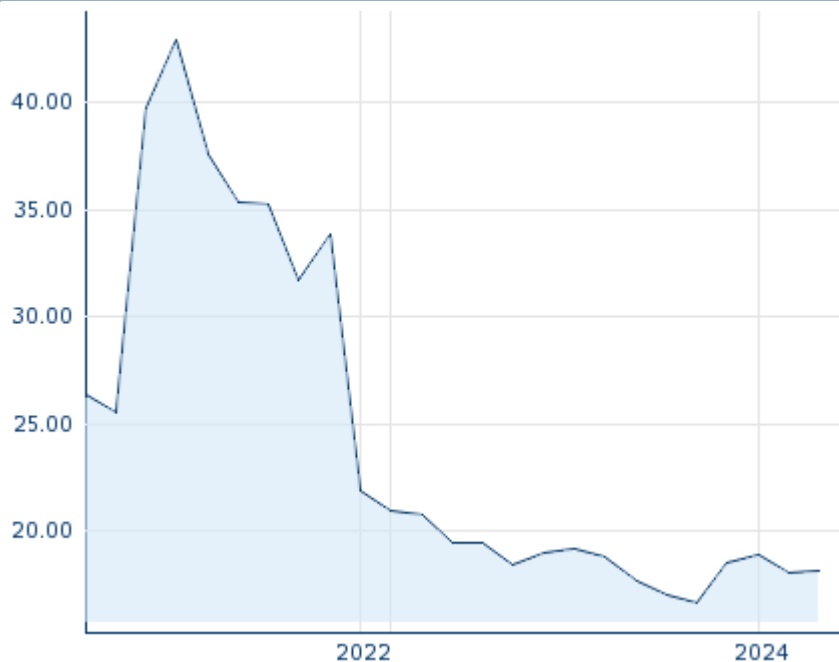
Market data

Bid (Bid size)	-
Ask (Ask size)	-
Open	18.135 USD
High	18.135 USD
Low	18.135 USD
Close (prev. day)	18.04 USD
VWAP	18.135 USD
Volume (pcs)	100
Trading volume	1,813.50
Number of trades	1
Last size	100

Performance and Risk

	6m	1y	3y
Perf (%)	-	-	-
Perf (abs.)	-	-	-
Beta	0.85	0.81	0.76
Volatility	-	18.96	34.30

5y



Information about previous performance does not guarantee future performance.
Source: FactSet

Price data

Ø price 5 days Ø volume 5 days (pcs.)	18.135 USD (120)
Ø price 30 days Ø volume 30 days (pcs.)	18.088 USD (56)
Ø price 100 days Ø volume 100 days (pcs.)	18.363 USD (31)
Ø price 250 days Ø volume 250 days (pcs.)	18.105 USD (71)
YTD High date	18.915 USD (2024/03/21)
YTD Low date	17.859 USD (2024/06/17)
52 Weeks High date	19.204 USD (2023/08/11)
52 Weeks Low date	16.640 USD (2023/10/13)

Arbitrage views

Exchange ⊕	Date	Time	Price	Trading volume (mio.)	Number of trades
Tradegate	2024/07/26	22:26	16.64 EUR	0.00	1
Stuttgart	2024/07/26	13:56	16.50 EUR	0.00	4
Nasdaq Helsinki	2024/07/26	18:00	16.595 EUR	6.42	1,224
Munich	2024/07/26	08:04	16.31 EUR	0.00	2
London Stock Exchange	2024/	17:25	16.525 EUR	0.00	2

European Trade Reporting	07/26					
Hanover	2024/ 07/26	08:01	16.34 EUR	0.00		3
Frankfurt	2024/ 07/26	08:03	16.31 EUR	0.00		2
FINRA other OTC Issues	2024/ 07/18	20:43	18.135 USD	0.00		1
Duesseldorf	2024/ 07/26	08:10	16.325 EUR	0.00		3
Berlin	2024/ 07/26	08:04	16.31 EUR	0.00		3

Company profile

Company Logo



Contact Details

KESKO OYJ

--

Työpajankatu 12 - 00580 Helsinki

Telefon: +358-10-5311

Fax: +358-9-174-398

E-mail: -

Company Profile

-

Members of Management Board

Jorma Rauhala Chairman of Managing Board

Ari Akseli Member of Executive Committee

Jukka Erlund Member of Executive Committee

Karoliina Partanen Member of Executive Committee

Matti Mettälä Member of Executive Committee

Riikka Joukio Member of Executive Committee

Board of directors

Esa Mikael Kiiskinen Chairman of Supervisory Board

Piia Karhu Member of Supervisory Board

Timo Olavi Ritakallio Member of Supervisory Board

Jannica Charlotta E. Fagerholm Member of Supervisory Board

Jussi Perälä Member of Supervisory Board

Pauli Jaakola Member of Supervisory Board

Peter Thor Fagernäs Member of Supervisory Board