

## KESKO OYJ CLASS B

ISIN: **FI0009000202** WKN: **KESKOB**

## Overview

2024/06/17 21:23:34

Price

18.04 USD

Difference  -4.63% (-0.88)

## General attributes

|                |                        |
|----------------|------------------------|
| ISIN           | FI0009000202           |
| Symbol         | KESKOB                 |
| Exchange       | FINRA other OTC Issues |
| Currency       | USD                    |
| Sector         | Commerce               |
| Security type  | Stock                  |
| Market cap (m) | 4,430 EUR              |
| Benchmark      | OMX HELSINKI 25        |

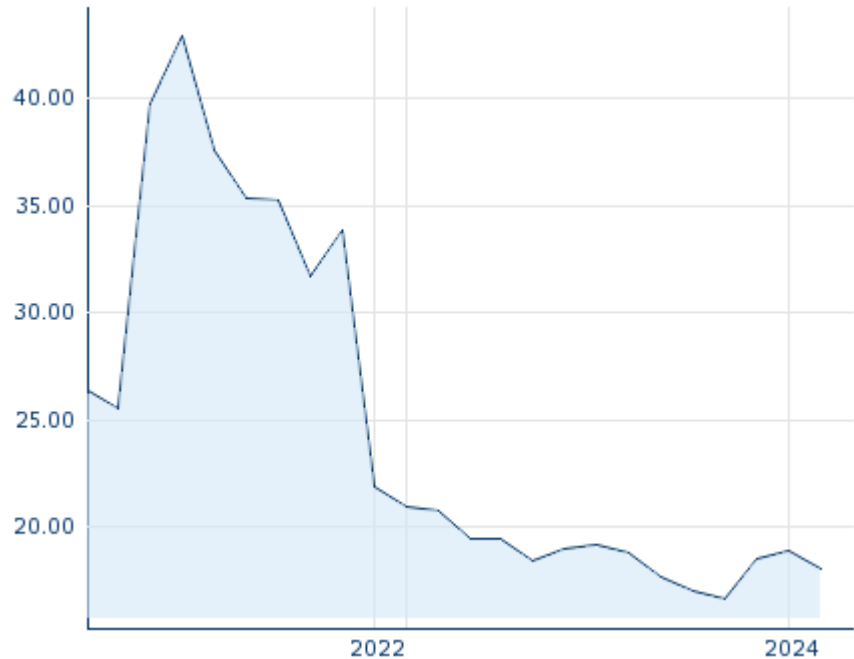
## Market data

|                   |               |
|-------------------|---------------|
| Bid (Bid size)    | -             |
| Ask (Ask size)    | -             |
| Open              | 17.8587 USD   |
| High              | 18.0688 USD   |
| Low               | 17.8587 USD   |
| Close (prev. day) | 18.915 USD    |
| VWAP              | 17.976237 USD |
| Volume (pcs)      | 1,900         |
| Trading volume    | 34,154.85     |
| Number of trades  | 6             |
| Last size         | 500           |

## Futures and Options

|                 |    |
|-----------------|----|
| Related Futures | 38 |
| Related Options | -  |








5y



Information about previous performance does not guarantee future performance.

Source: FactSet

## Recent research

| on sector  |   | on market                 |   |
|------------|---|---------------------------|---|
| Date       |   | Headline                  | Download  |
| 2024/07/15 |  | Aktienempfehlungen Global |  |
| 2024/07/12 |  | Global Equity Ratings     |  |
| 2024/06/21 |  | Equity Weekly             |  |
| 2024/06/21 |  | Global Equity Ratings     |  |
| 2024/06/21 |  | Aktienempfehlungen Global |  |

## Details

2024/06/17 21:23:34

## Price

18.04 USD

Difference ▼ -4.63% (-0.88)

## General attributes

|                |                        |
|----------------|------------------------|
| ISIN           | F10009000202           |
| Symbol         | KESKOB                 |
| Exchange       | FINRA other OTC Issues |
| Currency       | USD                    |
| Sector         | Commerce               |
| Security type  | Stock                  |
| Market cap (m) | 4,430 EUR              |
| Benchmark      | OMX HELSINKI 25        |

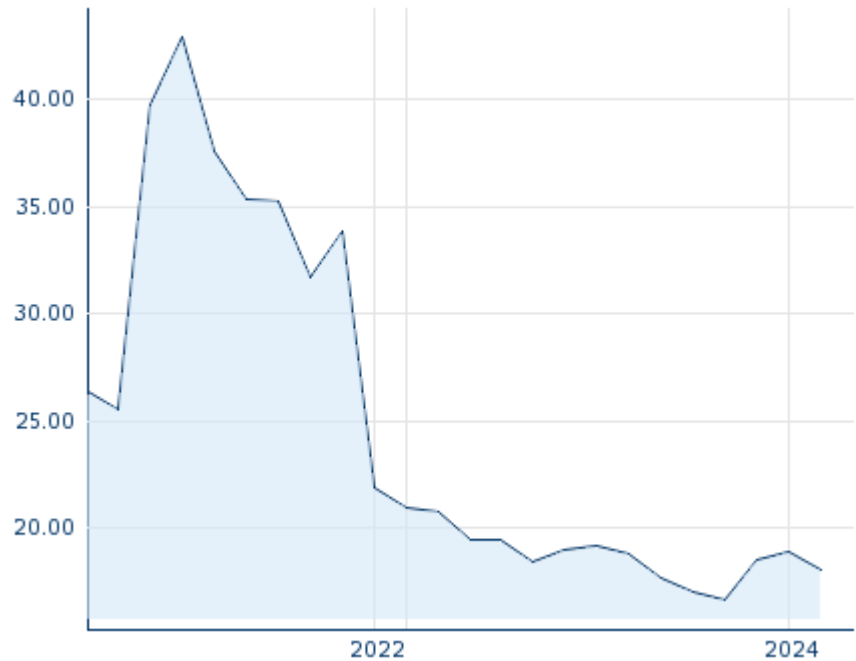
## Market data

|                   |               |
|-------------------|---------------|
| Bid (Bid size)    | -             |
| Ask (Ask size)    | -             |
| Open              | 17.8587 USD   |
| High              | 18.0688 USD   |
| Low               | 17.8587 USD   |
| Close (prev. day) | 18.915 USD    |
| VWAP              | 17.976237 USD |
| Volume (pcs)      | 1,900         |
| Trading volume    | 34,154.85     |
| Number of trades  | 6             |
| Last size         | 500           |

## Performance and Risk

|             | 6m   | 1y    | 3y    |
|-------------|------|-------|-------|
| Perf (%)    | -    | -     | -     |
| Perf (abs.) | -    | -     | -     |
| Beta        | 0.86 | 0.81  | 0.76  |
| Volatility  | -    | 19.65 | 37.21 |

5y



Information about previous performance does not guarantee future performance.  
Source: FactSet

## Price data

|   |                        |
|---|------------------------|
| Ø price 5 days   Ø volume 5 days (pcs.)     | - USD (-)              |
| Ø price 30 days   Ø volume 30 days (pcs.)   | 18.04 USD (36)         |
| Ø price 100 days   Ø volume 100 days (pcs.) | 18.48 USD (25)         |
| Ø price 250 days   Ø volume 250 days (pcs.) | 18.10 USD (69)         |
| YTD High   date                             | 18.92 USD (2024/03/21) |
| YTD Low   date                              | 17.86 USD (2024/06/17) |
| 52 Weeks High   date                        | 19.20 USD (2023/08/11) |
| 52 Weeks Low   date                         | 16.64 USD (2023/10/13) |

## All listings for KESKO OYJ CLASS B

| Exchange        | Date       | Time  | Price      | Trading volume (mio.) | Number of trades |
|-----------------|------------|-------|------------|-----------------------|------------------|
| Tradegate       | 2024/07/16 | 22:26 | 16.395 EUR | 0.01                  | 3                |
| Stuttgart       | 2024/07/17 | 08:06 | 16.275 EUR | 0.00                  | 1                |
| Nasdaq Helsinki | 2024/07/16 | 18:00 | 16.345 EUR | 7.29                  | 1,716            |
| Munich          | 2024/07/16 | 08:08 | 16.375 EUR | 0.00                  | 1                |

|   |                |       |             |      |   |
|---|----------------|-------|-------------|------|---|
| London Stock Exchange<br>European Trade Reporting | 2024/<br>07/16 | 17:25 | 16.3175 EUR | 0.00 | 2 |
| Hanover   | 2024/<br>07/17 | 08:06 | 16.295 EUR  | 0.00 | 1 |
| Frankfurt   | 2024/<br>07/17 | 08:03 | 16.30 EUR   | 0.00 | 1 |
| FINRA other OTC Issues                            | 2024/<br>06/17 | 21:23 | 18.04 USD   | 0.03 | 6 |
| Duesseldorf                                       | 2024/<br>07/16 | 08:10 | 16.255 EUR  | 0.00 | 3 |
| Berlin  | 2024/<br>07/16 | 08:09 | 16.315 EUR  | 0.00 | 3 |

## Company profile

### Company Logo



### Contact Details

KESKO OYJ

--

Työpajankatu 12 - 00580 Helsinki

Telefon: +358-10-5311

Fax: +358-9-174-398

E-mail: -

### Company Profile

-

#### Members of Management Board

Jorma Rauhala Chairman of Managing Board

Ari Akseli Member of Executive Committee

Jukka Erlund Member of Executive Committee

Karoliina Partanen Member of Executive Committee

Matti Mettälä Member of Executive Committee

Riikka Joukio Member of Executive Committee

#### Board of directors

Esa Mikael Kiiskinen Chairman of Supervisory Board

Piia Karhu Member of Supervisory Board

Timo Olavi Ritakallio Member of Supervisory Board

Jannica Charlotta E. Fagerholm Member of Supervisory Board

Jussi Perälä Member of Supervisory Board

Pauli Jaakola Member of Supervisory Board

Peter Thor Fagernäs Member of Supervisory Board