

## KESKO OYJ CLASS B

ISIN: **FI0009000202** WKN: **KESKOB**

## Overview

2024/03/21 18:59:42

Price  
18.915 USDDifference  2.24% (0.42)

## General attributes

ISIN	FI0009000202
Symbol	KESKOB
Exchange	FINRA other OTC Issues
Currency	USD
Sector	Commerce
Security type	Stock
Market cap (m)	4,310 EUR
Benchmark	OMX HELSINKI 25

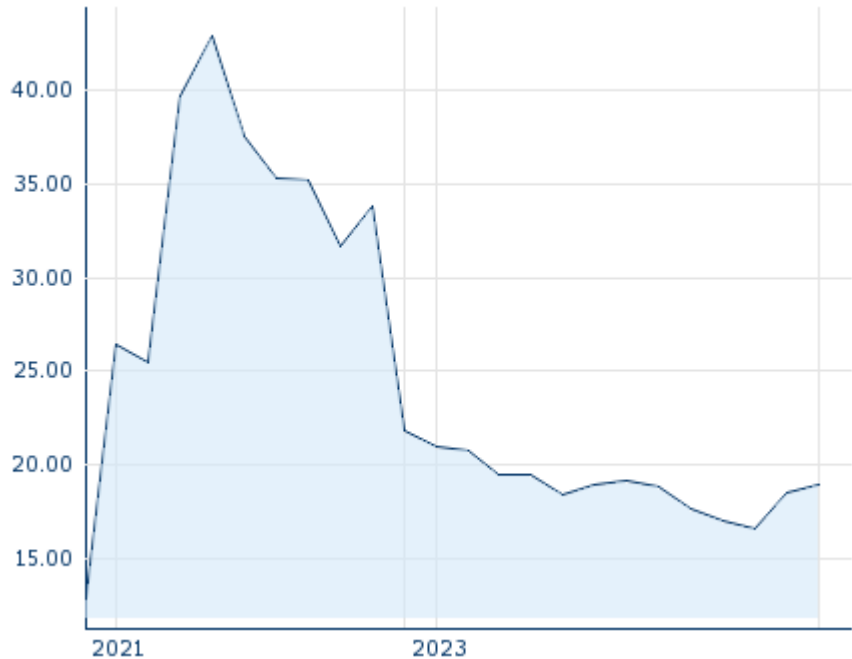
## Market data

Bid (Bid size)	-
Ask (Ask size)	-
Open	18.915 USD
High	18.915 USD
Low	18.915 USD
Close (prev. day)	18.50 USD
VWAP	18.915 USD
Volume (pcs)	500
Trading volume	9,457.50
Number of trades	1
Last size	500

## Futures and Options











Related Futures	35
Related Options	-

5y



Information about previous performance does not guarantee future performance.  
Source: FactSet

## Recent research

on sector		on market	
Date		Headline	Download
2024/04/03		Global Equity Ratings	
2024/04/03		Aktienempfehlungen Global	
2024/03/13		Global Equity Ratings	
2024/03/13		Aktienempfehlungen Global	
2024/02/22		Aktienempfehlungen Global	

## Details

2024/03/21 18:59:42

**Price**  
18.915 USD

**Difference** ▲ 2.24% (0.42)

## General attributes

ISIN	F10009000202
Symbol	KESKOB
Exchange	FINRA other OTC Issues
Currency	USD
Sector	Commerce
Security type	Stock
Market cap (m)	4,310 EUR
Benchmark	OMX HELSINKI 25

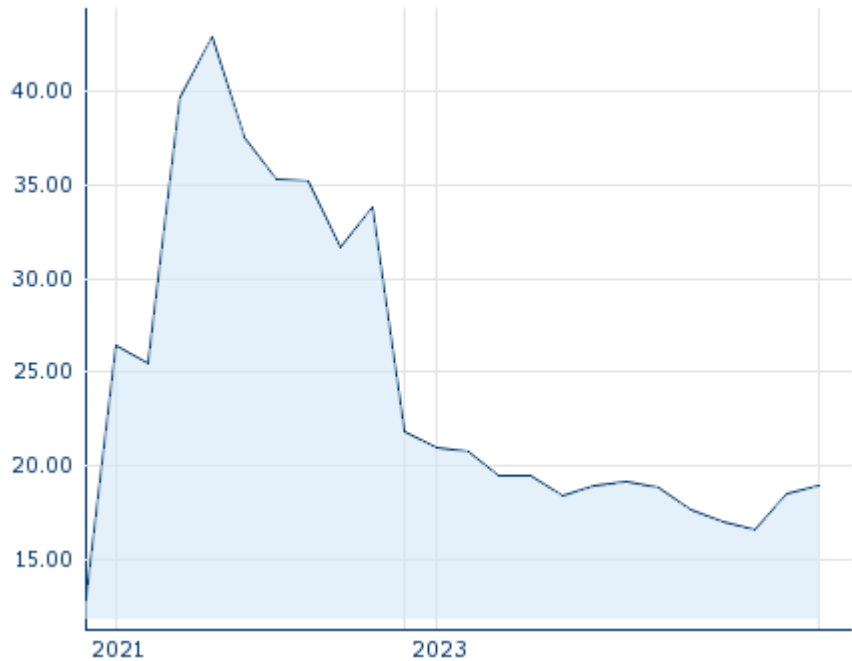
## Market data

Bid (Bid size)	-
Ask (Ask size)	-
Open	18.915 USD
High	18.915 USD
Low	18.915 USD
Close (prev. day)	18.50 USD
VWAP	18.915 USD
Volume (pcs)	500
Trading volume	9,457.50
Number of trades	1
Last size	500

## Performance and Risk

	6m	1y	3y
Perf (%)	-	-	-
Perf (abs.)	-	-	-
Beta	1.00	0.86	0.76
Volatility	9.15	18.96	38.55

5y



Information about previous performance does not guarantee future performance.  
Source: FactSet

## Price data

Ø price 5 days   Ø volume 5 days (pcs.)	18.915 USD (283)
Ø price 30 days   Ø volume 30 days (pcs.)	- USD (-)
Ø price 100 days   Ø volume 100 days (pcs.)	18.708 USD (104)
Ø price 250 days   Ø volume 250 days (pcs.)	18.460 USD (101)
YTD High   date	18.915 USD (2024/03/21)
YTD Low   date	18.915 USD (2024/03/21)
52 Weeks High   date	19.461 USD (2023/06/13)
52 Weeks Low   date	16.640 USD (2023/10/13)

## Arbitrage views

Exchange <span>⊕</span>	Date	Time	Price	Trading volume (mio.)	Number of trades
Tradegate	2024/04/25	22:26	15.965 EUR	0.02	16
Stuttgart	2024/04/25	08:02	16.58 EUR	0.00	3
Nasdaq Helsinki	2024/04/25	17:29	15.915 EUR	32.21	8,636
Munich	2024/04/25	08:02	16.92 EUR	0.00	2
London Stock Exchange	2024/	17:25	15.885 EUR	0.00	2

European Trade Reporting	04/25					
Hanover	2024/ 04/25	08:00	16.77 EUR	0.00		3
Frankfurt	2024/ 04/25	15:58	15.675 EUR	0.00		1
FINRA other OTC Issues	2024/ 03/21	18:59	18.915 USD	0.01		1
Duesseldorf	2024/ 04/25	08:10	16.75 EUR	0.00		3
Berlin	2024/ 04/25	08:03	16.755 EUR	0.00		2

## Company profile

### Company Logo



### Contact Details

KESKO OYJ

--

Työpajankatu 12 - 00580 Helsinki

Telefon: +358-10-5311

Fax: +358-9-174-398

E-mail: -

### Company Profile

-

#### Members of Management Board

Jorma Rauhala Chairman of Managing Board

Ari Akseli Member of Executive Committee

Jukka Erlund Member of Executive Committee

Karoliina Partanen Member of Executive Committee

Matti Mettälä Member of Executive Committee

Riikka Joukio Member of Executive Committee

#### Board of directors

Esa Mikael Kiiskinen Chairman of Supervisory Board

Piia Karhu Member of Supervisory Board

Timo Olavi Ritakallio Member of Supervisory Board

Jannica Charlotta E. Fagerholm Member of Supervisory Board

Jussi Perälä Member of Supervisory Board

Pauli Jaakola Member of Supervisory Board

Peter Thor Fagernäs Member of Supervisory Board