

KESKO OYJ CLASS B

ISIN: **FI0009000202** WKN: **KESKOB**

Overview

2024/03/21 18:59:42

Price
18.915 USDDifference  2.24% (0.42)

General attributes

ISIN	FI0009000202
Symbol	KESKOB
Exchange	FINRA other OTC Issues
Currency	USD
Sector	Commerce
Security type	Stock
Market cap (m)	4,544 EUR
Benchmark	OMX HELSINKI 25

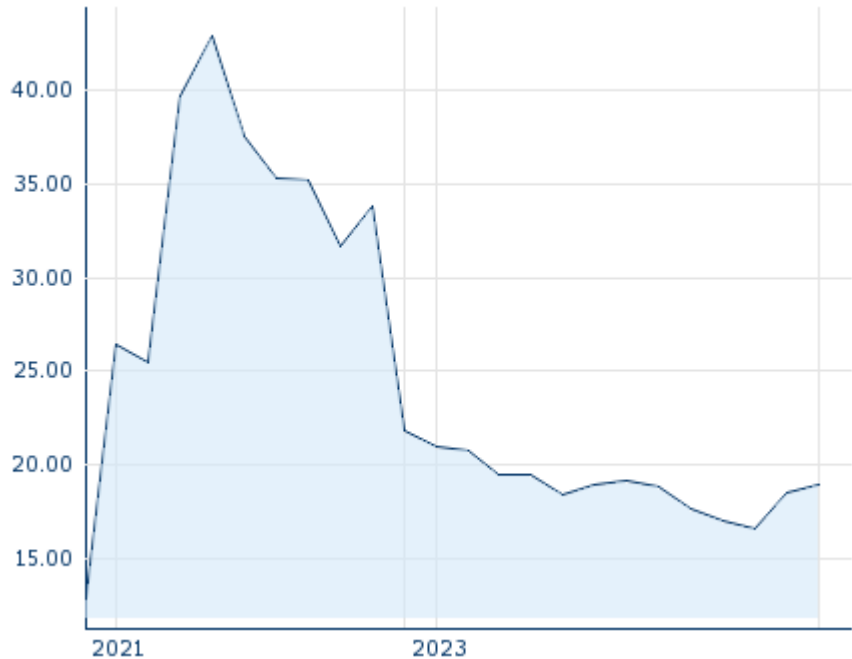
Market data

Bid (Bid size)	-
Ask (Ask size)	-
Open	18.915 USD
High	18.915 USD
Low	18.915 USD
Close (prev. day)	18.50 USD
VWAP	18.915 USD
Volume (pcs)	500
Trading volume	9,457.50
Number of trades	1
Last size	500

Futures and Options











Related Futures	35
Related Options	-

5y



Information about previous performance does not guarantee future performance.
Source: FactSet

Recent research

on sector		on market	
Date		Headline	Download
2024/04/03		Global Equity Ratings	
2024/04/03		Aktienempfehlungen Global	
2024/03/13		Global Equity Ratings	
2024/03/13		Aktienempfehlungen Global	
2024/02/22		Aktienempfehlungen Global	

Details

2024/03/21 18:59:42

Price
18.915 USD

Difference ▲ 2.24% (0.42)

General attributes

ISIN	FI0009000202
Symbol	KESKOB
Exchange	FINRA other OTC Issues
Currency	USD
Sector	Commerce
Security type	Stock
Market cap (m)	4,544 EUR
Benchmark	OMX HELSINKI 25

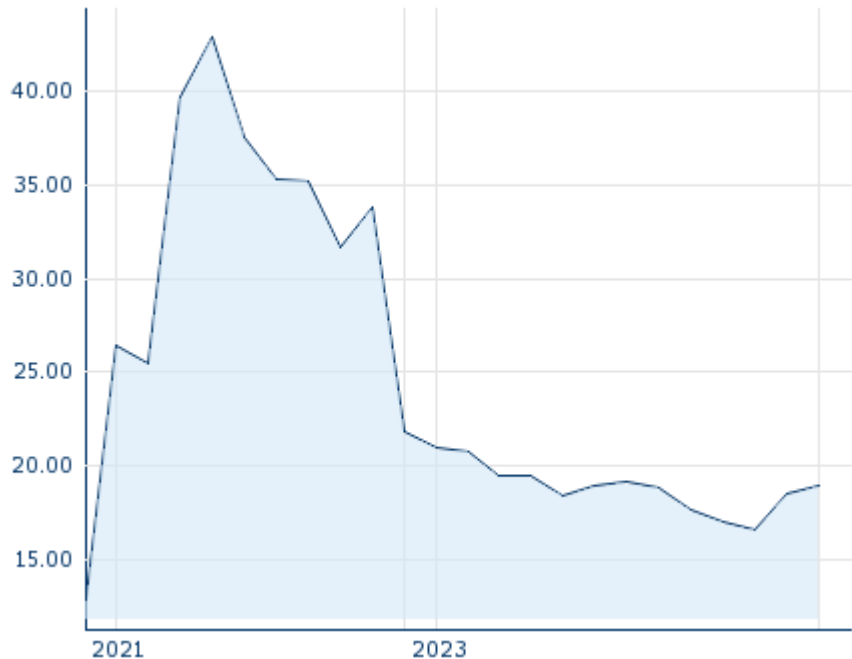
Market data

Bid (Bid size)	-
Ask (Ask size)	-
Open	18.915 USD
High	18.915 USD
Low	18.915 USD
Close (prev. day)	18.50 USD
VWAP	18.915 USD
Volume (pcs)	500
Trading volume	9,457.50
Number of trades	1
Last size	500

Performance and Risk

	6m	1y	3y
Perf (%)	-	-	-
Perf (abs.)	-	-	-
Beta	0.83	0.81	0.75
Volatility	9.15	18.96	38.55

5y



Information about previous performance does not guarantee future performance.
Source: FactSet

Price data

Ø price 5 days Ø volume 5 days (pcs.)	18.915 USD (283)
Ø price 30 days Ø volume 30 days (pcs.)	- USD (-)
Ø price 100 days Ø volume 100 days (pcs.)	18.708 USD (104)
Ø price 250 days Ø volume 250 days (pcs.)	18.460 USD (101)
YTD High date	18.915 USD (2024/03/21)
YTD Low date	18.915 USD (2024/03/21)
52 Weeks High date	19.461 USD (2023/06/13)
52 Weeks Low date	16.640 USD (2023/10/13)

All listings for KESKO OYJ CLASS B

Exchange ⊕	Date	Time	Price	Trading volume (mio.)	Number of trades
Tradegate	2024/04/17	16:29	16.625 EUR	0.05	7
Stuttgart	2024/04/17	08:04	16.555 EUR	0.00	1
Nasdaq Helsinki	2024/04/17	16:30	16.615 EUR	6.52	1,836
Munich	2024/04/17	08:11	16.825 EUR	0.00	1

London Stock Exchange European Trade Reporting	2024/ 04/17	09:00	16.8975 EUR	0.00	1
Hanover	2024/ 04/17	08:00	16.745 EUR	0.00	1
Frankfurt	2024/ 04/17	08:02	16.745 EUR	0.00	1
FINRA other OTC Issues	2024/ 03/21	18:59	18.915 USD	0.01	1
Duesseldorf	2024/ 04/17	08:10	16.745 EUR	0.00	1
Berlin	2024/ 04/17	08:11	16.745 EUR	0.00	1
BX Swiss	-	-	-	0.00	-

Company profile

Company Logo



Contact Details

KESKO OYJ

--

Työpajankatu 12 - 00580 Helsinki

Telefon: +358-10-5311

Fax: +358-9-174-398

E-mail: -

Company Profile

-

Members of Management Board

Anni Ronkainen Member of Executive Committee

Ari Akseli Member of Executive Committee

Jorma Rauhala Member of Executive Committee

Jukka Erlund Member of Executive Committee

Karoliina Partanen Member of Executive Committee

Matti Mettälä Member of Executive Committee

Matti Virtanen Member of Executive Committee

Mikko Helander Member of Executive Committee

Riikka Joukio Member of Executive Committee

Board of directors

Esa Mikael Kiiskinen Chairman of Supervisory Board

Piia Karhu Member of Supervisory Board

Timo Olavi Ritakallio Member of Supervisory Board

Jannica Charlotta E. Fagerholm Member of Supervisory Board

Jussi Perälä Member of Supervisory Board

Pauli Jaakola Member of Supervisory Board

Peter Thor Fagernäs Member of Supervisory Board