

CARNARVON ENERGY LTD.

ISIN: AU000000CVN8 WKN: CVN

Overview

2024/08/13 21:20:55

Price
0.115 USDDifference  -1.20% (-0.00)

General attributes

ISIN	AU000000CVN8
Symbol	CVN
Exchange	FINRA other OTC Issues
Currency	USD
Sector	Energy / Commodities
Security type	Stock
Market cap (m)	157 EUR
Benchmark	ASX ALL ORDINARIES INDEX

Market data

Bid (Bid size)	-
Ask (Ask size)	-
Open	0.115 USD
High	0.115 USD
Low	0.115 USD
Close (prev. day)	0.1164 USD
VWAP	0.115 USD
Volume (pcs)	13,500
Trading volume	1,552.50
Number of trades	2
Last size	8,500

Futures and Options










Related Futures	-
Related Options	-



5y

Information about previous performance does not guarantee future performance.
Source: FactSet

Recent research

on sector			
Date		Headline	Download
2024/09/11		Global Equity Ratings	
2024/09/11		Aktienempfehlungen Global	
2024/09/09		Aktienempfehlungen Österreich	
2024/09/06		Equity Weekly	
2024/09/05		Global Equity Ratings	

Details

2024/08/13 21:20:55

Price

0.115 USD

Difference 📉 -1.20% (-0.00)

General attributes

ISIN	AU000000CVN8
Symbol	CVN
Exchange	FINRA other OTC Issues
Currency	USD
Sector	Energy / Commodities
Security type	Stock
Market cap (m)	157 EUR
Benchmark	ASX ALL ORDINARIES INDEX

Market data

Bid (Bid size)	-
Ask (Ask size)	-
Open	0.115 USD
High	0.115 USD
Low	0.115 USD
Close (prev. day)	0.1164 USD
VWAP	0.115 USD
Volume (pcs)	13,500
Trading volume	1,552.50
Number of trades	2
Last size	8,500

Performance and Risk

	6m	1y	3y
Perf (%)	-17.03%	+22.73%	-42.50%
Perf (abs.)	-0.02	+0.02	-0.09
Beta	-	-	-
Volatility	159.49	128.14	269.51

5y



Information about previous performance does not guarantee future performance.
Source: FactSet

Price data

Ø price 5 days Ø volume 5 days (pcs.)	- USD (-)
Ø price 30 days Ø volume 30 days (pcs.)	0.118 USD (1,939)
Ø price 100 days Ø volume 100 days (pcs.)	0.130 USD (6,490)
Ø price 250 days Ø volume 250 days (pcs.)	0.128 USD (9,717)
YTD High date	0.156 USD (2024/01/02)
YTD Low date	0.101 USD (2024/07/19)
52 Weeks High date	0.156 USD (2024/01/02)
52 Weeks Low date	0.089 USD (2023/08/17)

Arbitrage views

Exchange 📍	Date	Time	Price	Trading volume (mio.)	Number of trades
Frankfurt	2024/09/13	08:02	0.0695 EUR	0.00	1
FINRA other OTC Issues	2024/08/13	21:20	0.115 USD	0.00	2
Australian Securities Exchange	2024/09/13	08:10	0.145 AUD	0.26	290

Company profile

Company Logo



Company Profile

-

Contact Details

CARNARVON ENERGY

--

Kings Park Road, Level 2 76 6005 West
Perth

Telefon: +61 8 9321 2665

Fax: +61 8 9321 8867

E-mail: admin@cvn.com.au