


REA GROUP LTD

ISIN: **AU000000REA9** WKN: **REA**

Overview

2024/06/18 18:04:47

Price
126.00 USD

Difference  0.93% (1.16)

General attributes

ISIN	AU000000REA9
Symbol	REA
Exchange	FINRA other OTC Issues
Currency	USD
Sector	Other
Security type	Stock
Market cap (m)	15,990 EUR
Benchmark	ASX ALL ORDINARIES INDEX

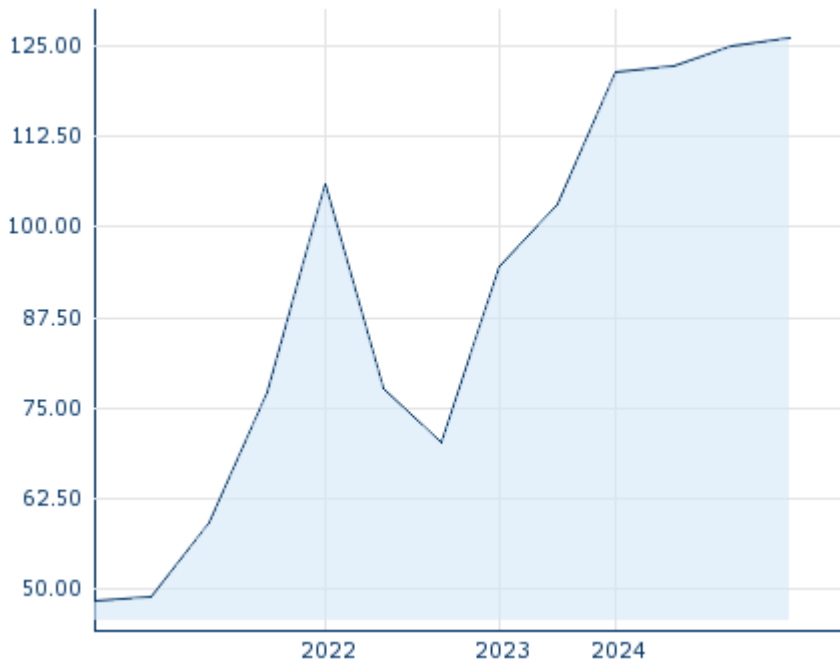
Market data

Bid (Bid size)	-
Ask (Ask size)	-
Open	126.00 USD
High	126.00 USD
Low	126.00 USD
Close (prev. day)	124.8447 USD
VWAP	126.00 USD
Volume (pcs)	200
Trading volume	25,200.00
Number of trades	2
Last size	100

Futures and Options

Related Futures	-
Related Options	-

5y



Information about previous performance does not guarantee future performance.
Source: FactSet

Recent research

on sector			
Date		Headline	Download
2024/07/15		Aktienempfehlungen Global	
2024/07/12		Global Equity Ratings	
2024/07/09		Aktienempfehlungen Österreich	
2024/07/05		Equity Weekly	
2024/06/24		Aktienempfehlungen Österreich	

Details

2024/06/18 18:04:47

Price

126.00 USD

Difference ▲ 0.93% (1.16)

General attributes

ISIN	AU000000REA9
Symbol	REA
Exchange	FINRA other OTC Issues
Currency	USD
Sector	Other
Security type	Stock
Market cap (m)	15,990 EUR
Benchmark	ASX ALL ORDINARIES INDEX

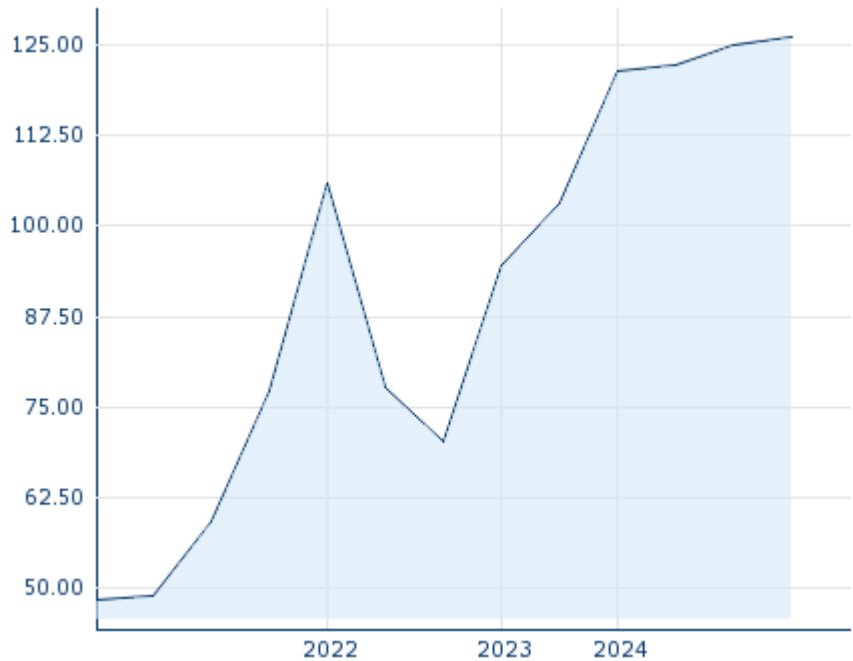
Market data

Bid (Bid size)	-
Ask (Ask size)	-
Open	126.00 USD
High	126.00 USD
Low	126.00 USD
Close (prev. day)	124.8447 USD
VWAP	126.00 USD
Volume (pcs)	200
Trading volume	25,200.00
Number of trades	2
Last size	100

Performance and Risk

	6m	1y	3y
Perf (%)	-	-	-
Perf (abs.)	-	-	-
Beta	1.19	1.23	1.37
Volatility	3.07	2.17	1.26

5y



Information about previous performance does not guarantee future performance.
Source: FactSet

Price data

Ø price 5 days Ø volume 5 days (pcs.)	- USD (11)
Ø price 30 days Ø volume 30 days (pcs.)	126.00 USD (28)
Ø price 100 days Ø volume 100 days (pcs.)	123.58 USD (25)
Ø price 250 days Ø volume 250 days (pcs.)	119.49 USD (31)
YTD High date	126.00 USD (2024/06/18)
YTD Low date	121.25 USD (2024/05/06)
52 Weeks High date	126.00 USD (2024/06/18)
52 Weeks Low date	103.13 USD (2023/10/12)

All listings for REA GROUP LTD

Exchange	Date	Time	Price	Trading volume (mio.)	Number of trades
Stuttgart	2024/07/19	09:32	119.00 EUR	0.00	2
Frankfurt	2024/07/19	08:16	119.00 EUR	0.00	1
FINRA other OTC Issues	2024/06/18	18:04	126.00 USD	0.03	2
Berlin	2024/07/19	08:08	121.00 EUR	0.00	1
Australian Securities	2024/	08:10	196.82 AUD	25.03	10,232

Company profile

Company Logo



Company Profile

-

Contact Details

REA GROUP

--

Telefon: -

Fax: -

E-mail: -