

SOLOCAL GROUP SA

ISIN: FR0014000609 WKN: -

Overview

2024/06/28 08:04:48

Price
0.044 EURDifference  -0.45% (-0.00)

General attributes

ISIN	FR0014000609
Symbol	LOCAL
Exchange	Frankfurt
Currency	EUR
Sector	Media / Entertainment / Recreation
Security type	Stock
Market cap (m)	7 EUR
Benchmark	CAC 40 INDEX

Market data

Bid (Bid size)	-
Ask (Ask size)	-
Open	0.044 EUR
High	0.044 EUR
Low	0.044 EUR
Close (prev. day)	0.0442 EUR
VWAP	0.0556 EUR
Volume (pcs)	0
Trading volume	0.00
Number of trades	2
Last size	0

Futures and Options








Related Futures	-
Related Options	-

5y



Information about previous performance does not guarantee future performance.
Source: FactSet

Recent research

on sector		on market	
Date		Headline	Download
2024/06/28		Equity Weekly	
2024/06/24		Aktienempfehlungen Österreich	
2024/06/21		Global Equity Ratings	
2024/06/21		Aktienempfehlungen Global	
2024/06/14		Equity Weekly	

Details

2024/06/28 08:04:48

Price

0.044 EUR

Difference ▼ -0.45% (-0.00)

General attributes

ISIN	FR0014000609
Symbol	LOCAL
Exchange	Frankfurt
Currency	EUR
Sector	Media / Entertainment / Recreation
Security type	Stock
Market cap (m)	7 EUR
Benchmark	CAC 40 INDEX

Market data

Bid (Bid size)	-
Ask (Ask size)	-
Open	0.044 EUR
High	0.044 EUR
Low	0.044 EUR
Close (prev. day)	0.0442 EUR
VWAP	0.0556 EUR
Volume (pcs)	0
Trading volume	0.00
Number of trades	2
Last size	0

Performance and Risk

	6m	1y	3y
Perf (%)	-34.23%	-62.33%	-97.70%
Perf (abs.)	-0.02	-0.07	-1.87
Beta	0.37	0.34	0.92
Volatility	145.19	111.09	93.68

5y



Information about previous performance does not guarantee future performance.
Source: FactSet

Price data

Ø price 5 days Ø volume 5 days (pcs.)	0.044 EUR (0)
Ø price 30 days Ø volume 30 days (pcs.)	0.050 EUR (565)
Ø price 100 days Ø volume 100 days (pcs.)	0.050 EUR (3,045)
Ø price 250 days Ø volume 250 days (pcs.)	0.068 EUR (1,242)
YTD High date	0.076 EUR (2024/03/13)
YTD Low date	0.030 EUR (2024/04/03)
52 Weeks High date	0.119 EUR (2023/07/25)
52 Weeks Low date	0.030 EUR (2024/04/03)

Arbitrage views

Exchange	Date	Time	Price	Trading volume (mio.)	Number of trades
Stuttgart	2024/06/28	15:36	0.0412 EUR	0.00	11
Munich	2024/06/28	08:03	0.0538 EUR	0.00	1
London Stock Exchange European Trade Reporting	2024/06/28	17:30	0.0498 EUR	0.00	2
Frankfurt	2024/06/28	08:04	0.044 EUR	0.00	2
Euronext Paris	2024/	17:35	0.0495 EUR	0.00	23

	06/28					
Berlin	2024/ 06/28	08:03	0.044	EUR	0.00	3

Company profile

Company Logo



Contact Details

SOLOCAL GROUP

--

Avenue de la Cristallerie 7 92317 Sèvres
Cedex

Telefon: +33 14 62 33 00 0

Fax: +33 14 62 33 28 6

E-mail: investisseurs@steria.fr

Company Profile

Board of directors

Philippe J. C. Mellier	Chairman of Supervisory Board
Delphine Grison	Member of Supervisory Board
Anne-France Laclide-Drouin	Member of Supervisory Board
Bruno Guillemet	Member of Supervisory Board
Catherine Robaglia	Member of Supervisory Board
David Amar	Member of Supervisory Board
Marie-Christine Levet	Member of Supervisory Board
Sophie Sursock	Member of Supervisory Board