

MINERA ALAMOS INC.

ISIN: CA60283L1058 WKN: -

Overview

2024/07/26 20:21:06

Price
0.285 CADDifference  0.00% (0.00)

General attributes

ISIN	CA60283L1058
Symbol	MAI
Exchange	TSX Venture Exchange
Currency	CAD
Sector	Energy / Commodities
Security type	Stock
Market cap (m)	88 EUR
Benchmark	S&P/TSX 60 INDEX

Market data

Bid (Bid size)	0.285 CAD (14,000)
Ask (Ask size)	0.29 CAD (5,500)
Open	0.285 CAD
High	0.295 CAD
Low	0.285 CAD
Close (prev. day)	0.285 CAD
VWAP	0.287577 CAD
Volume (pcs)	266,200
Trading volume	76,553.00
Number of trades	37
Last size	5,000

Futures and Options











Related Futures	-
Related Options	-

5y



Information about previous performance does not guarantee future performance.
Source: FactSet

Recent research

on sector	Date	Headline	Download
	2024/07/26	 Equity Weekly	
	2024/07/24	 Global Equity Ratings	
	2024/07/24	 Aktienempfehlungen Global	
	2024/07/15	 Aktienempfehlungen Global	
	2024/07/12	 Equity Weekly	

Details

2024/07/26 20:21:06

Price

0.285 CAD

Difference ➔ 0.00% (0.00)

General attributes

ISIN	CA60283L1058
Symbol	MAI
Exchange	TSX Venture Exchange
Currency	CAD
Sector	Energy / Commodities
Security type	Stock
Market cap (m)	88 EUR
Benchmark	S&P/TSX 60 INDEX

Market data

Bid (Bid size)	0.285 CAD (14,000)
Ask (Ask size)	0.29 CAD (5,500)
Open	0.285 CAD
High	0.295 CAD
Low	0.285 CAD
Close (prev. day)	0.285 CAD
VWAP	0.287577 CAD
Volume (pcs)	266,200
Trading volume	76,553.00
Number of trades	37
Last size	5,000

Performance and Risk

	6m	1y	3y
Perf (%)	-13.64%	-16.18%	-50.86%
Perf (abs.)	-0.05	-0.06	-0.30
Beta	0.98	1.07	1.12
Volatility	53.52	58.10	57.74

5y



Information about previous performance does not guarantee future performance.
Source: FactSet

Price data

Ø price 5 days Ø volume 5 days (pcs.)	0.289 CAD (155,832)
Ø price 30 days Ø volume 30 days (pcs.)	0.305 CAD (305,308)
Ø price 100 days Ø volume 100 days (pcs.)	0.322 CAD (344,285)
Ø price 250 days Ø volume 250 days (pcs.)	0.313 CAD (265,774)
YTD High date	0.440 CAD (2024/05/21)
YTD Low date	0.265 CAD (2024/02/13)
52 Weeks High date	0.440 CAD (2024/05/21)
52 Weeks Low date	0.260 CAD (2023/11/13)

All listings for MINERA ALAMOS INC.

Exchange ⊕	Date	Time	Price	Trading volume (mio.)	Number of trades
Tradegate	2024/07/26	22:02	0.192 EUR	0.00	1
TSX Venture Exchange	2024/07/26	20:21	0.285 CAD	0.08	37
Stuttgart	2024/07/26	14:44	0.185 EUR	0.00	5
Munich	2023/10/03	08:03	0.1984 EUR	0.00	1
Frankfurt	2024/07/26	08:05	0.181 EUR	0.00	2

	26					
FINRA other OTC Issues	2024/07/26	21:43	0.21 USD	0.02		15
Berlin	2024/07/26	20:48	0.192 EUR	0.00		20

Company profile

Company Logo



Company Profile

-

Contact Details

MINERA ALAMOS

--

Telefon: -

Fax: -

E-mail: -