

SFS GROUP AG

ISIN: CH0239229302

WKN: 23922930

Overview

2019/06/28 15:43:43

Price
74.45 EURDifference  -0.93% (-0.70)

General attributes

ISIN	CH0239229302
Symbol	SFSN
Exchange	Frankfurt
Currency	EUR
Sector	Other
Security type	Stock
Market cap (m)	4,800 EUR
Benchmark	SWISS MARKET INDEX

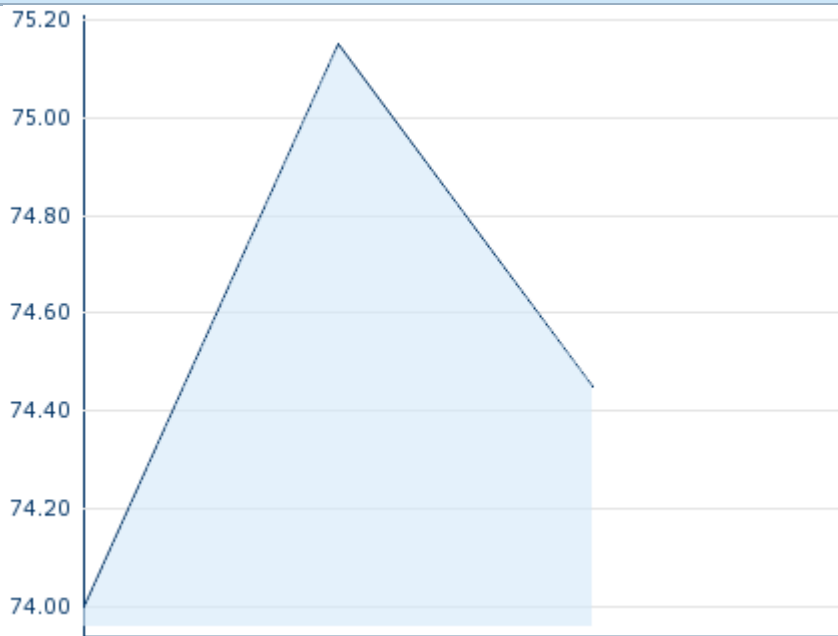
Market data

Bid (Bid size)	-
Ask (Ask size)	-
Open	75.20 EUR
High	75.20 EUR
Low	74.45 EUR
Close (prev. day)	75.15 EUR
VWAP	73.80 EUR
Volume (pcs)	0
Trading volume	0.00
Number of trades	3
Last size	0

Futures and Options



Related Futures	15
Related Options	-

5y



Information about previous performance does not guarantee future performance.
Source: FactSet

Recent research

on sector	on market		
Date	Headline		Download
2024/06/24	 Aktienempfehlungen Österreich		
2024/06/21	 Equity Weekly		
2024/06/21	 Global Equity Ratings		
2024/06/21	 Aktienempfehlungen Global		
2024/06/14	 Equity Weekly		

Details

2019/06/28 15:43:43

Price

74.45 EUR

Difference ▼ -0.93% (-0.70)

General attributes

ISIN	CH0239229302
Symbol	SFSN
Exchange	Frankfurt
Currency	EUR
Sector	Other
Security type	Stock
Market cap (m)	4,800 EUR
Benchmark	SWISS MARKET INDEX

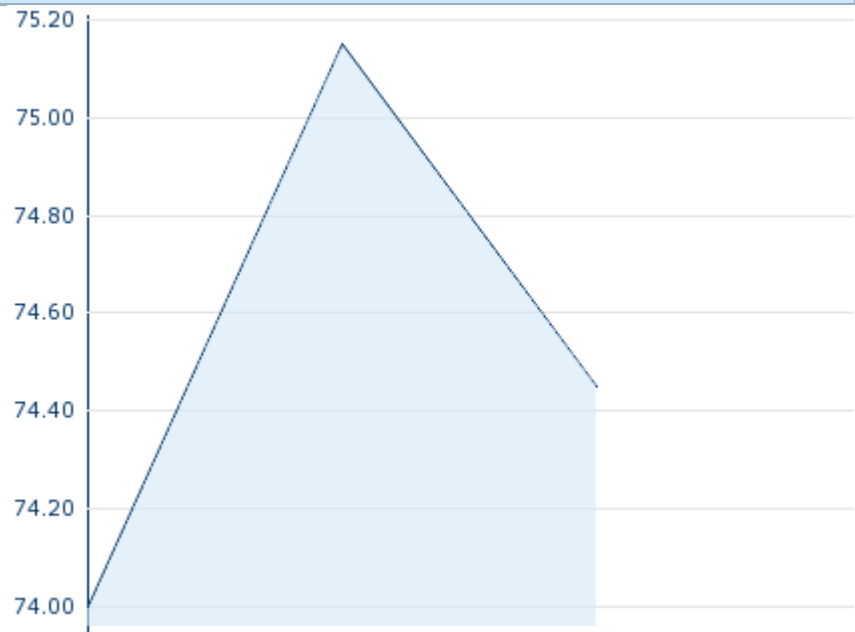
Market data

Bid (Bid size)	-
Ask (Ask size)	-
Open	75.20 EUR
High	75.20 EUR
Low	74.45 EUR
Close (prev. day)	75.15 EUR
VWAP	73.80 EUR
Volume (pcs)	0
Trading volume	0.00
Number of trades	3
Last size	0

Performance and Risk

	6m	1y	3y
Perf (%)	+12.04%	-17.37%	+21.63%
Perf (abs.)	+8.00	-15.65	+13.24
Beta	0.67	0.66	1.00
Volatility	27.91	29.00	23.33

5y



Information about previous performance does not guarantee future performance.
Source: FactSet

Price data

Ø price 5 days Ø volume 5 days (pcs.)	74.44 EUR (0)
Ø price 30 days Ø volume 30 days (pcs.)	72.75 EUR (8)
Ø price 100 days Ø volume 100 days (pcs.)	75.21 EUR (9)
Ø price 250 days Ø volume 250 days (pcs.)	83.07 EUR (20)
YTD High date	83.35 EUR (2019/04/03)
YTD Low date	66.25 EUR (2019/01/04)
52 Weeks High date	105.20 EUR (2018/09/03)
52 Weeks Low date	65.80 EUR (2018/12/27)

Arbitrage views

Exchange ⊕	Date	Time	Price	Trading volume (mio.)	Number of trades
SIX Swiss Exchange	2024/06/26	13:28	117.00 CHF	0.35	98
London Stock Exchange European Trade Reporting	2024/06/26	08:59	120.00 CHF	0.00	1
Frankfurt	2019/06/28	15:43	74.45 EUR	0.00	3
Berlin	2019/06/28	15:58	74.35 EUR	0.00	5

Company profile

Company Logo



Contact Details

SFS GROUP AG

--

Rosenbergsaustasse 8 - 9435 Heerbrugg

Telefon: +41-71-727-51-51

Fax: +41-71-727-51-03

E-mail: info@sfs.com

Company Profile

-

Members of Management Board

Jens Breu	Chairman of Managing Board
Arthur M. Blank	Member of Executive Committee
George Poh	Member of Executive Committee
Iso Raunjak	Member of Executive Committee
Martin Reichenecker	Member of Executive Committee
Thomas Jung	Member of Executive Committee
Urs Langenauer	Member of Executive Committee
Volker Dostmann	Member of Executive Committee
Walter Kobler	Member of Executive Committee

Board of directors

Peter Bauschatz	Member of the administrative board
Fabian Tschan	Member of the administrative board
Jörg Walther	Member of the administrative board
Manuela Suter	Member of the administrative board
Nick Huber	Member of the administrative board
Urs Kaufmann	Member of the administrative board
Thomas Oetterli	Chairman of the administrative board