

# ADECCO GROUP AG

ISIN: **CH0012138605** WKN: **1213860**

## Overview

2019/06/28 13:19:26

**Price**

52.64 EUR

**Difference**  1.27% (0.66)

**General attributes**

ISIN	CH0012138605
Symbol	ADEN
Exchange	Frankfurt
Currency	EUR
Sector	Other
Security type	Stock
Market cap (m)	5,909 EUR
Benchmark	SWISS MARKET INDEX

**Market data**

Bid (Bid size)	-
Ask (Ask size)	-
Open	52.74 EUR
High	52.74 EUR
Low	52.64 EUR
Close (prev. day)	51.98 EUR
VWAP	52.64 EUR
Volume (pcs)	4
Trading volume	210.56
Number of trades	2
Last size	4

**Futures and Options**






Related Futures	15
Related Options	-

5y



Information about previous performance does not guarantee future performance.  
**Source:** FactSet

**Recent research**

on sector		on market	
Date		Headline	Download
2024/05/10		Equity Weekly	
2024/04/29		Aktienempfehlungen Österreich	
2024/04/26		Equity Weekly	
2024/04/26		Global Equity Ratings	
2024/04/26		Aktienempfehlungen Global	

## Details

2019/06/28 13:19:26

**Price**

52.64 EUR

**Difference** ▲ 1.27% (0.66)

**General attributes**

ISIN	CH0012138605
Symbol	ADEN
Exchange	Frankfurt
Currency	EUR
Sector	Other
Security type	Stock
Market cap (m)	5,909 EUR
Benchmark	SWISS MARKET INDEX

**Market data**

Bid (Bid size)	-
Ask (Ask size)	-
Open	52.74 EUR
High	52.74 EUR
Low	52.64 EUR
Close (prev. day)	51.98 EUR
VWAP	52.64 EUR
Volume (pcs)	4
Trading volume	210.56
Number of trades	2
Last size	4

**Performance and Risk**

	6m	1y	3y
Perf (%)	+29.66%	+4.82%	+19.88%
Perf (abs.)	+12.04	+2.42	+8.73
Beta	1.29	1.11	1.29
Volatility	24.16	24.31	22.51

5y



Information about previous performance does not guarantee future performance.  
Source: FactSet

**Price data**

Ø price 5 days   Ø volume 5 days (pcs.)	52.36 EUR (121)
Ø price 30 days   Ø volume 30 days (pcs.)	50.39 EUR (227)
Ø price 100 days   Ø volume 100 days (pcs.)	48.66 EUR (136)
Ø price 250 days   Ø volume 250 days (pcs.)	47.14 EUR (131)
YTD High   date	53.58 EUR (2019/06/21)
YTD Low   date	38.30 EUR (2019/01/03)
52 Weeks High   date	53.90 EUR (2018/08/01)
52 Weeks Low   date	38.30 EUR (2019/01/03)

**All listings for ADECCO GROUP AG**

Exchange	Date	Time	Price	Trading volume (mio.)	Number of trades
Tradegate	2019/06/28	22:25	52.66 EUR	0.02	4
SIX Swiss Exchange	2024/05/10	17:31	34.46 CHF	50.44	3,050
London Stock Exchange	2024/05/02	17:43	31.90 CHF	0.89	1
Hamburg	2019/06/28	08:01	52.74 EUR	0.00	2
Frankfurt	2019/06/28	13:19	52.64 EUR	0.00	2

	28					
FINRA other OTC Issues	2024/05/08	18:14	36.075 USD	0.02		1
Duesseldorf	2019/06/28	08:10	52.72 EUR	0.00		2
Berlin	2019/06/28	18:45	52.84 EUR	0.00		14

## Company profile

### Company Logo



### Contact Details

ADECCO GROUP AG

--

Bellerivestrasse 30 - 8008 Zürich

Telefon: +41-44-878-88-88

Fax: +

E-mail: -

### Company Profile

-

#### Members of Management Board

Denis Machuel Chairman of Managing Board

Caroline Basyn Member of Executive Committee

Christophe Catoir Member of Executive Committee

Coram Williams Member of Executive Committee

Daniela Seabrook Member of Executive Committee

Gaëlle de la Fosse Member of Executive Committee

Ian Lee Member of Executive Committee

Jan Gupta Member of Executive Committee

Valerie Beaulieu Member of Executive Committee

#### Board of directors

Alexander Gut Member of the administrative board

Didier Lamouche Member of the administrative board

Ariane Gorin Member of the administrative board

David Prince Member of the administrative board

Kathleen Taylor Member of the administrative board

Rachel Duan Member of the administrative board

Regula Wallimann Member of the administrative board

Sandy Venugopal Member of the administrative board

Jean-Christophe Deslarzes Chairman of the administrative board