

## IAR SYSTEMS GROUP AB CLASS B

ISIN: SE0005851706 WKN: 5595675

## Overview

2024/05/15 08:11:22

Price  
13.60 EURDifference  -0.37% (-0.05)

## General attributes

ISIN	SE0005851706
Symbol	IAR B
Exchange	Frankfurt
Currency	EUR
Sector	Software
Security type	Stock
Market cap (m)	191 EUR
Benchmark	OMX STOCKHOLM 30 INDEX

## Market data

Bid (Bid size)	-
Ask (Ask size)	-
Open	13.60 EUR
High	13.60 EUR
Low	13.60 EUR
Close (prev. day)	13.65 EUR
VWAP	14.10 EUR
Volume (pcs)	0
Trading volume	0.00
Number of trades	2
Last size	0

## Futures and Options







Related Futures	-
Related Options	-

5y



Information about previous performance does not guarantee future performance.  
Source: FactSet

## Recent research

on sector			
Date		Headline	Download
2024/05/13		Aktienempfehlungen Österreich	
2024/05/03		Equity Weekly	
2024/04/29		Aktienempfehlungen Österreich	
2024/04/26		Equity Weekly	
2024/04/26		Global Equity Ratings	

## Details

2024/05/15 08:11:22

## Price

13.60 EUR

Difference ▼ -0.37% (-0.05)

## General attributes

ISIN	SE0005851706
Symbol	IAR B
Exchange	Frankfurt
Currency	EUR
Sector	Software
Security type	Stock
Market cap (m)	191 EUR
Benchmark	OMX STOCKHOLM 30 INDEX

## Market data

Bid (Bid size)	-
Ask (Ask size)	-
Open	13.60 EUR
High	13.60 EUR
Low	13.60 EUR
Close (prev. day)	13.65 EUR
VWAP	14.10 EUR
Volume (pcs)	0
Trading volume	0.00
Number of trades	2
Last size	0

## Performance and Risk

	6m	1y	3y
Perf (%)	+54.20%	+40.50%	-2.16%
Perf (abs.)	+4.78	+3.92	-0.30
Beta	-0.06	0.28	0.58
Volatility	37.01	42.09	42.98

5y



Information about previous performance does not guarantee future performance.

Source: FactSet

## Price data

Ø price 5 days   Ø volume 5 days (pcs.)	13.56 EUR (1)
Ø price 30 days   Ø volume 30 days (pcs.)	12.09 EUR (7)
Ø price 100 days   Ø volume 100 days (pcs.)	11.69 EUR (15)
Ø price 250 days   Ø volume 250 days (pcs.)	9.22 EUR (11)
YTD High   date	14.10 EUR (2024/05/13)
YTD Low   date	10.66 EUR (2024/01/22)
52 Weeks High   date	14.10 EUR (2024/05/13)
52 Weeks Low   date	5.98 EUR (2023/09/15)

## Arbitrage views

Exchange <span>⊕</span>	Date	Time	Price	Trading volume (mio.)	Number of trades
Stuttgart	2024/05/15	08:08	13.60 EUR	0.00	3
Nasdaq Stockholm	2024/05/15	17:29	163.50 SEK	3.57	355
London Stock Exchange	2023/02/28	13:55	122.00 SEK	0.21	1
Frankfurt	2024/05/15	08:11	13.60 EUR	0.00	2
FINRA other OTC	2023/12/20	20:12	12.71 USD	0.00	1

Issues	28					
Duesseldorf	2024/05/ 15	19:31	13.80 EUR	0.00		7
Berlin	2024/05/ 15	21:43	14.10 EUR	0.00		18

## Company profile

### Company Logo



### Company Profile

-

### Contact Details

IAR SYSTEMS GROUP AB

--

Kista Science Tower - 164 51 Kista

Telefon: +46/8 410 920 00

Fax: -

E-mail: -