

XIMEN MINING CORP

ISIN: CA98420B3092 WKN: -

Overview

2024/07/26 14:44:25

Price
0.083 EURDifference  -5.68% (-0.01)

General attributes

ISIN	CA98420B3092
Symbol	XIM
Exchange	Stuttgart
Currency	EUR
Sector	Energy / Commodities
Security type	Stock
Market cap (m)	4 EUR
Benchmark	S&P/TSX 60 INDEX

Market data

Bid (Bid size)	- (0)
Ask (Ask size)	- (0)
Open	0.083 EUR
High	0.083 EUR
Low	0.083 EUR
Close (prev. day)	0.088 EUR
VWAP	-
Volume (pcs)	0
Trading volume	0.00
Number of trades	4
Last size	0

Futures and Options









Related Futures	-
Related Options	-

5y



Information about previous performance does not guarantee future performance.
Source: FactSet

Recent research

on sector	Date	Headline	Download
	2024/07/26	 Equity Weekly	
	2024/07/24	 Global Equity Ratings	
	2024/07/24	 Aktienempfehlungen Global	
	2024/07/15	 Aktienempfehlungen Global	
	2024/07/12	 Equity Weekly	

Details

2024/07/26 14:44:25

Price

0.083 EUR

Difference 📉 -5.68% (-0.01)

General attributes

ISIN	CA98420B3092
Symbol	XIM
Exchange	Stuttgart
Currency	EUR
Sector	Energy / Commodities
Security type	Stock
Market cap (m)	4 EUR
Benchmark	S&P/TSX 60 INDEX

Market data

Bid (Bid size)	- (0)
Ask (Ask size)	- (0)
Open	0.083 EUR
High	0.083 EUR
Low	0.083 EUR
Close (prev. day)	0.088 EUR
VWAP	-
Volume (pcs)	0
Trading volume	0.00
Number of trades	4
Last size	0

Performance and Risk

	6m	1y	3y
Perf (%)	-37.59%	-70.67%	-88.51%
Perf (abs.)	-0.05	-0.20	-0.64
Beta	-0.78	1.05	0.28
Volatility	140.30	175.37	170.10

5y



Information about previous performance does not guarantee future performance.
Source: FactSet

Price data

Ø price 5 days Ø volume 5 days (pcs.)	0.091 EUR (100)
Ø price 30 days Ø volume 30 days (pcs.)	0.069 EUR (139)
Ø price 100 days Ø volume 100 days (pcs.)	0.085 EUR (404)
Ø price 250 days Ø volume 250 days (pcs.)	0.133 EUR (443)
YTD High date	0.216 EUR (2024/01/02)
YTD Low date	0.054 EUR (2024/07/10)
52 Weeks High date	0.580 EUR (2023/12/01)
52 Weeks Low date	0.054 EUR (2024/07/10)

All listings for XIMEN MINING CORP

Exchange	Date	Time	Price	Trading volume (mio.)	Number of trades
Tradegate	2024/07/26	22:02	0.107 EUR	0.00	1
TSX Venture Exchange	2024/07/22	21:02	0.165 CAD	0.00	3
Stuttgart	2024/07/26	14:44	0.083 EUR	0.00	4
Munich	2024/07/26	08:02	0.115 EUR	0.00	1
Hamburg	2024/07/26	08:01	0.099 EUR	0.00	3

	26					
Frankfurt	2024/07/26	08:05	0.099	EUR	0.00	2
FINRA other OTC Issues	2024/07/25	15:36	0.1267	USD	0.00	1
Duesseldorf	2024/07/26	08:12	0.0985	EUR	0.00	3
Berlin	2024/07/26	08:02	0.0995	EUR	0.00	3

Company profile

Company Logo

Contact Details

XIMEN MINING

--

Telefon: -

Fax: -

E-mail: -

Company Profile

-