

BOARDWALK REAL ESTATE INVESTMENT TRUST UNITS

ISIN: CA0966311064 WKN: -

Overview

2024/07/25 18:18:34

Price
57.49 USDDifference  -0.88% (-0.51)

General attributes

ISIN	CA0966311064
Symbol	BEI.UN
Exchange	FINRA other OTC Issues
Currency	USD
Sector	Other
Security type	Stock
Market cap (m)	2,616 EUR
Benchmark	S&P/TSX 60 INDEX

Market data

Bid (Bid size)	-
Ask (Ask size)	-
Open	57.41 USD
High	57.49 USD
Low	57.41 USD
Close (prev. day)	58.00 USD
VWAP	57.45 USD
Volume (pcs)	4,622
Trading volume	263,659.45
Number of trades	3
Last size	100

Futures and Options






Related Futures	-
Related Options	-

5y



Information about previous performance does not guarantee future performance.
Source: FactSet

Recent research

on sector	Date	Headline	Download
	2024/07/26	 Equity Weekly	
	2024/07/24	 Global Equity Ratings	
	2024/07/24	 Aktienempfehlungen Global	
	2024/07/15	 Aktienempfehlungen Global	
	2024/07/12	 Global Equity Ratings	

Details

2024/07/25 18:18:34

Price

57.49 USD

Difference  -0.88% (-0.51)

General attributes

ISIN	CA0966311064
Symbol	BEI.UN
Exchange	FINRA other OTC Issues
Currency	USD
Sector	Other
Security type	Stock
Market cap (m)	2,616 EUR
Benchmark	S&P/TSX 60 INDEX

Market data

Bid (Bid size)	-
Ask (Ask size)	-
Open	57.41 USD
High	57.49 USD
Low	57.41 USD
Close (prev. day)	58.00 USD
VWAP	57.45 USD
Volume (pcs)	4,622
Trading volume	263,659.45
Number of trades	3
Last size	100

Performance and Risk

	6m	1y	3y
Perf (%)	+10.03%	+10.32%	+62.73%
Perf (abs.)	+5.24	+5.38	+22.16
Beta	0.90	0.98	0.96
Volatility	17.50	19.97	24.75

5y



Information about previous performance does not guarantee future performance.
Source: FactSet

Price data

Ø price 5 days Ø volume 5 days (pcs.)	56.90 USD (10,758)
Ø price 30 days Ø volume 30 days (pcs.)	53.42 USD (3,725)
Ø price 100 days Ø volume 100 days (pcs.)	53.79 USD (5,883)
Ø price 250 days Ø volume 250 days (pcs.)	51.88 USD (6,214)
YTD High date	58.95 USD (2024/03/21)
YTD Low date	47.48 USD (2024/07/01)
52 Weeks High date	58.95 USD (2024/03/21)
52 Weeks Low date	46.00 USD (2023/08/07)

Arbitrage views

Exchange 	Date	Time	Price	Trading volume (mio.)	Number of trades
Toronto Stock Exchange	2024/07/26	22:00	79.40 CAD	4.81	491
FINRA other OTC Issues	2024/07/25	18:18	57.49 USD	0.26	3

Company profile

Company Logo



Contact Details

BOARDWALK REAL ESTATE
INVESTMENT TRUST

--

Suite 200, 1st Street S.W. 1501 T2R 0W1
Calgary, AB

Telefon: +1 403 531 9255

Fax: +1 403 531 9565

E-mail: investor@bwalk.com

Company Profile

-

Members of Management Board

Sam Kolias Chairman of Managing Board

Bhavnesh Jairam Member of Executive Committee

Dean Burns Member of Executive Committee

Helen Mix Member of Executive Committee

James Ha Member of Executive Committee

Jonathan Brimmell Member of Executive Committee

Kelly Mahajan Member of Executive Committee

Lisa Russell Member of Executive Committee

Roberto Geremia Member of Executive Committee

Van Kolias Member of Executive Committee

William Wong Member of Executive Committee

Board of directors

Andrea Goertz Member of Supervisory Board

Brian Robinson Member of Supervisory Board

Gary Goodman Member of Supervisory Board

Mandy Abramsohn Member of Supervisory Board

Samantha Kolias-Gunn Member of Supervisory Board

Scott Morrison Member of Supervisory Board