

## BOARDWALK REAL ESTATE INVESTMENT TRUST UNITS

ISIN: CA0966311064 WKN: -

## Overview

2024/06/21 16:39:21

Price  
49.795 USDDifference  -2.06% (-1.05)

## General attributes

ISIN	CA0966311064
Symbol	BEI.UN
Exchange	FINRA other OTC Issues
Currency	USD
Sector	Other
Security type	Stock
Market cap (m)	2,310 EUR
Benchmark	S&P/TSX 60 INDEX

## Market data

Bid (Bid size)	-
Ask (Ask size)	-
Open	49.795 USD
High	49.795 USD
Low	49.795 USD
Close (prev. day)	50.84 USD
VWAP	49.795 USD
Volume (pcs)	200
Trading volume	9,956.86
Number of trades	3
Last size	100

## Futures and Options







Related Futures	-
Related Options	-

5y



Information about previous performance does not guarantee future performance.  
Source: FactSet

## Recent research

on sector			
Date		Headline	Download
2024/06/21		Equity Weekly	
2024/06/21		Global Equity Ratings	
2024/06/21		Aktienempfehlungen Global	
2024/06/14		Equity Weekly	
2024/06/14		Global Equity Ratings	

## Details

2024/06/21 16:39:21

## Price

49.795 USD

Difference  -2.06% (-1.05)

## General attributes

ISIN	CA0966311064
Symbol	BEI.UN
Exchange	FINRA other OTC Issues
Currency	USD
Sector	Other
Security type	Stock
Market cap (m)	2,310 EUR
Benchmark	S&P/TSX 60 INDEX

## Market data

Bid (Bid size)	-
Ask (Ask size)	-
Open	49.795 USD
High	49.795 USD
Low	49.795 USD
Close (prev. day)	50.84 USD
VWAP	49.795 USD
Volume (pcs)	200
Trading volume	9,956.86
Number of trades	3
Last size	100

## Performance and Risk

	6m	1y	3y
Perf (%)	-4.55%	+8.46%	+46.41%
Perf (abs.)	-2.38	+3.89	+15.79
Beta	1.07	1.01	0.98
Volatility	15.18	18.95	24.76

5y



Information about previous performance does not guarantee future performance.  
Source: FactSet

## Price data

Ø price 5 days   Ø volume 5 days (pcs.)	50.337 USD (364)
Ø price 30 days   Ø volume 30 days (pcs.)	52.218 USD (4,718)
Ø price 100 days   Ø volume 100 days (pcs.)	53.892 USD (5,624)
Ø price 250 days   Ø volume 250 days (pcs.)	51.387 USD (5,908)
YTD High   date	58.950 USD (2024/03/21)
YTD Low   date	49.795 USD (2024/06/21)
52 Weeks High   date	58.950 USD (2024/03/21)
52 Weeks Low   date	45.080 USD (2023/06/22)

## Arbitrage views

Exchange 	Date	Time	Price	Trading volume (mio.)	Number of trades
Toronto Stock Exchange	2024/06/21	22:00	68.53 CAD	11.25	784
FINRA other OTC Issues	2024/06/21	16:39	49.795 USD	0.01	3

## Company profile

### Company Logo



### Contact Details

BOARDWALK REAL ESTATE  
INVESTMENT TRUST

--

Suite 200, 1st Street S.W. 1501 T2R 0W1  
Calgary, AB

Telefon: +1 403 531 9255

Fax: +1 403 531 9565

E-mail: investor@bwalk.com

### Company Profile

-

#### Members of Management Board

Sam Kolias Chairman of Managing Board

Bhavnesht Jairam Member of Executive Committee

Dean Burns Member of Executive Committee

Helen Mix Member of Executive Committee

James Ha Member of Executive Committee

Jonathan Brimmell Member of Executive Committee

Kelly Mahajan Member of Executive Committee

Lisa Russell Member of Executive Committee

Roberto Geremia Member of Executive Committee

Van Koliast Member of Executive Committee

William Wong Member of Executive Committee

#### Board of directors

Andrea Goertz Member of Supervisory Board

Brian Robinson Member of Supervisory Board

Gary Goodman Member of Supervisory Board

Mandy Abramsohn Member of Supervisory Board

Samantha Koliast-Gunn Member of Supervisory Board

Scott Morrison Member of Supervisory Board