

## DJURSLANDS BANK A/S

ISIN: **DK0060136273** WKN:

-

## Overview

2022/09/26 16:59:39

## Price

322.00 DKK

Difference  -1.23% (-4.00)

## General attributes

ISIN	DK0060136273
Symbol	DJUR
Exchange	Nasdaq Copenhagen
Currency	DKK
Sector	Financial
Security type	Stock
Market cap (m)	117 EUR
Benchmark	OMX COPENHAGEN 20

## Market data

Bid (Bid size)	322.00 DKK (51)
Ask (Ask size)	326.00 DKK (341)
Open	324.00 DKK
High	326.00 DKK
Low	322.00 DKK
Close (prev. day)	326.00 DKK
VWAP	322.763382 DKK
Volume (pcs)	1,289
Trading volume	416,042.00
Number of trades	11
Last size	1

## Futures and Options




Related Futures	-
Related Options	-

5y



Information about previous performance does not guarantee future performance.  
Source: FactSet

## Recent research

on sector			
Date		Headline	Download
2022/09/26		Global Equity Ratings	
2022/09/26		Aktienempfehlungen Global	
2022/09/19		Aktienempfehlungen Österreich	
2022/09/05		Aktienempfehlungen Österreich	
2022/09/01		Global Equity Ratings	

## Details

2022/09/26 16:59:39

## Price

322.00 DKK

Difference ▼ -1.23% (-4.00)

## General attributes

ISIN	DK0060136273
Symbol	DJUR
Exchange	Nasdaq Copenhagen
Currency	DKK
Sector	Financial
Security type	Stock
Market cap (m)	117 EUR
Benchmark	OMX COPENHAGEN 20

## Market data

Bid (Bid size)	322.00 DKK (51)
Ask (Ask size)	326.00 DKK (341)
Open	324.00 DKK
High	326.00 DKK
Low	322.00 DKK
Close (prev. day)	326.00 DKK
VWAP	322.763382 DKK
Volume (pcs)	1,289
Trading volume	416,042.00
Number of trades	11
Last size	1

## Performance and Risk

	6m	1y	3y
Perf (%)	-6.40%	-8.52%	+29.84%
Perf (abs.)	-22.00	-30.00	+74.00
Beta	0.21	0.10	0.24
Volatility	16.47	16.26	20.79

5y



Information about previous performance does not guarantee future performance.

Source: FactSet

## Price data

Ø price 5 days   Ø volume 5 days (pcs.)	327.20 DKK (435)
Ø price 30 days   Ø volume 30 days (pcs.)	328.00 DKK (438)
Ø price 100 days   Ø volume 100 days (pcs.)	336.28 DKK (415)
Ø price 250 days   Ø volume 250 days (pcs.)	343.98 DKK (697)
YTD High   date	378.00 DKK (2022/02/10)
YTD Low   date	320.00 DKK (2022/09/05)
52 Weeks High   date	378.00 DKK (2022/02/10)
52 Weeks Low   date	320.00 DKK (2022/09/05)

## Arbitrage views

Exchange	Date	Time	Price	Trading volume (mio.)	Number of trades
Nasdaq Copenhagen	2022/09/26	16:59	322.00 DKK	0.42	11
London Stock Exchange	2018/05/17	18:04	237.00 DKK	0.00	1

## Company profile

### Company Logo

#### Contact Details

DJURSLANDS BANK

--

----

Telefon: -

Fax: -

E-mail: -

### Company Profile

-