

DJURSLANDS BANK A/S

ISIN: **DK0060136273** WKN:

-

Overview

2022/08/12 10:36:13

Price

328.00 DKK

Difference  0.00% (0.00)

General attributes

ISIN	DK0060136273
Symbol	DJUR
Exchange	Nasdaq Copenhagen
Currency	DKK
Sector	Financial
Security type	Stock
Market cap (m)	119 EUR
Benchmark	OMX COPENHAGEN 20

Market data

Bid (Bid size)	328.00 DKK (182)
Ask (Ask size)	332.00 DKK (250)
Open	330.00 DKK
High	330.00 DKK
Low	328.00 DKK
Close (prev. day)	328.00 DKK
VWAP	328.273973 DKK
Volume (pcs)	219
Trading volume	71,892.00
Number of trades	4
Last size	68

Futures and Options




Related Futures	-
Related Options	-

5y



Information about previous performance does not guarantee future performance.
Source: FactSet

Recent research

on sector			
Date		Headline	Download
2022/08/08		Global Equity Ratings	
2022/08/08		Aktienempfehlungen Global	
2022/08/08		Aktienempfehlungen Österreich	
2022/08/05		Equity Weekly	
2022/07/25		Aktienempfehlungen Österreich	

Details

2022/08/12 10:36:13

Price

328.00 DKK

Difference ➔ 0.00% (0.00)

General attributes

ISIN	DK0060136273
Symbol	DJUR
Exchange	Nasdaq Copenhagen
Currency	DKK
Sector	Financial
Security type	Stock
Market cap (m)	119 EUR
Benchmark	OMX COPENHAGEN 20

Market data

Bid (Bid size)	328.00 DKK (182)
Ask (Ask size)	332.00 DKK (250)
Open	330.00 DKK
High	330.00 DKK
Low	328.00 DKK
Close (prev. day)	328.00 DKK
VWAP	328.273973 DKK
Volume (pcs)	219
Trading volume	71,892.00
Number of trades	4
Last size	68

Performance and Risk

	6m	1y	3y
Perf (%)	-11.83%	-12.77%	+34.43%
Perf (abs.)	-44.00	-48.00	+84.00
Beta	0.16	0.09	0.25
Volatility	17.53	16.09	20.92

5y



Information about previous performance does not guarantee future performance.

Source: FactSet

Price data

Ø price 5 days Ø volume 5 days (pcs.)	329.60 DKK (496)
Ø price 30 days Ø volume 30 days (pcs.)	329.07 DKK (353)
Ø price 100 days Ø volume 100 days (pcs.)	341.82 DKK (503)
Ø price 250 days Ø volume 250 days (pcs.)	348.66 DKK (712)
YTD High date	378.00 DKK (2022/02/10)
YTD Low date	322.00 DKK (2022/07/07)
52 Weeks High date	378.00 DKK (2022/02/10)
52 Weeks Low date	322.00 DKK (2021/12/27)

Arbitrage views

Exchange ⊕	Date	Time	Price	Trading volume (mio.)	Number of trades
Nasdaq Copenhagen	2022/08/12	10:36	328.00 DKK	0.07	4
London Stock Exchange	2018/05/17	18:04	237.00 DKK	0.00	1

Company profile

Company Logo

<https://>

Company Profile

-

Contact Details

DJURSLANDS BANK

--

Telefon: -

Fax: -

E-mail: -