

## EMPIRE CO. LTD.

ISIN: CA2918434077 WKN: 291843407

## Overview

2024/07/09 17:26:46

Price

25.75 USD

Difference  0.34% (0.09)

## General attributes

ISIN	CA2918434077
Symbol	EMP.A
Exchange	FINRA other OTC Issues
Currency	USD
Sector	Commerce
Security type	Stock
Market cap (m)	3,425 EUR
Benchmark	S&P/TSX 60 INDEX

## Market data

Bid (Bid size)	-
Ask (Ask size)	-
Open	25.75 USD
High	25.75 USD
Low	25.75 USD
Close (prev. day)	25.662 USD
VWAP	25.75 USD
Volume (pcs)	200
Trading volume	5,150.00
Number of trades	2
Last size	100

## Futures and Options

Related Futures	-
Related Options	-






5y



Information about previous performance does not guarantee future performance.

Source: FactSet

## Recent research

on sector	Date	Headline	Download
	2024/07/12	 Global Equity Ratings	
	2024/07/12	 Aktienempfehlungen Global	
	2024/06/21	 Equity Weekly	
	2024/06/21	 Global Equity Ratings	
	2024/06/21	 Aktienempfehlungen Global	

## Details

2024/07/09 17:26:46

## Price

25.75 USD

Difference ▲ 0.34% (0.09)

## General attributes

ISIN	CA2918434077
Symbol	EMP.A
Exchange	FINRA other OTC Issues
Currency	USD
Sector	Commerce
Security type	Stock
Market cap (m)	3,425 EUR
Benchmark	S&P/TSX 60 INDEX

## Market data

Bid (Bid size)	-
Ask (Ask size)	-
Open	25.75 USD
High	25.75 USD
Low	25.75 USD
Close (prev. day)	25.662 USD
VWAP	25.75 USD
Volume (pcs)	200
Trading volume	5,150.00
Number of trades	2
Last size	100

## Performance and Risk

	6m	1y	3y
Perf (%)	-	-	-
Perf (abs.)	-	-	-
Beta	0.57	0.41	0.36
Volatility	13.93	15.23	19.26

5y



Information about previous performance does not guarantee future performance.  
Source: FactSet

## Price data

Ø price 5 days   Ø volume 5 days (pcs.)	25.75 USD (3,998)
Ø price 30 days   Ø volume 30 days (pcs.)	24.44 USD (2,191)
Ø price 100 days   Ø volume 100 days (pcs.)	24.37 USD (6,858)
Ø price 250 days   Ø volume 250 days (pcs.)	25.81 USD (12,004)
YTD High   date	26.71 USD (2024/01/23)
YTD Low   date	22.27 USD (2024/06/20)
52 Weeks High   date	29.18 USD (2023/11/09)
52 Weeks Low   date	22.27 USD (2024/06/20)

## Arbitrage views

Exchange <span>📍</span>	Date	Time	Price	Trading volume (mio.)	Number of trades
Toronto Stock Exchange	2024/07/12	22:00	35.60 CAD	7.59	1,505
Stuttgart	2024/07/12	20:14	23.80 EUR	0.00	11
Frankfurt	2024/07/12	08:05	23.60 EUR	0.00	2
FINRA other OTC Issues	2024/07/09	17:26	25.75 USD	0.01	2
Duesseldorf	2024/07/12	19:31	23.60 EUR	0.00	6



## Company profile

### Company Logo

**EMPIRE**  
COMPANY LIMITED

### Contact Details

EMPIRE CO. LTD.

--

King Street 115 B0K 1S0 Stellarton, NS

Telefon: +1 902 755 4440

Fax: +1 902 755 6477

E-mail: investor.relations@empireco.ca

### Company Profile

-

#### Members of Management Board

Michael Medline	Chairman of Managing Board
Doug Nathanson	Member of Executive Committee
James M. Dickson	Member of Executive Committee
Matt Reindel	Member of Executive Committee
Michael Vels	Member of Executive Committee
Mohit Grover	Member of Executive Committee
Pierre St-Laurent	Member of Executive Committee
Sandra Sanderson	Member of Executive Committee
Sarah Joyce	Member of Executive Committee
Simon Gagné	Member of Executive Committee
Vivek Sood	Member of Executive Committee

#### Board of directors

James Dickson	Chairman of Supervisory Board
Cynthia Devine	Member of Supervisory Board
Frank Sobey	Member of Supervisory Board
Gregory Josefowicz	Member of Supervisory Board
John Sobey	Member of Supervisory Board
Karl Sobey	Member of Supervisory Board
Martine Reardon	Member of Supervisory Board
Martine Turcotte	Member of Supervisory Board
Michelle Banik	Member of Supervisory Board
Paul Sobey	Member of Supervisory Board
Robert Sobey	Member of Supervisory Board
Sharon Driscoll	Member of Supervisory Board
Susan Lee	Member of Supervisory Board
William Linton	Member of Supervisory Board