

EMPIRE CO. LTD.

ISIN: CA2918434077 WKN: 291843407

Overview

2024/06/28 19:15:37

Price

25.662 USD

Difference  1.36% (0.34)

General attributes

ISIN	CA2918434077
Symbol	EMP.A
Exchange	FINRA other OTC Issues
Currency	USD
Sector	Commerce
Security type	Stock
Market cap (m)	3,475 EUR
Benchmark	S&P/TSX 60 INDEX

Market data

Bid (Bid size)	-
Ask (Ask size)	-
Open	25.575 USD
High	25.662 USD
Low	25.575 USD
Close (prev. day)	25.3187 USD
VWAP	25.599663 USD
Volume (pcs)	2,054
Trading volume	52,581.71
Number of trades	6
Last size	205

Futures and Options

Related Futures	-
Related Options	-









5y



Information about previous performance does not guarantee future performance.

Source: FactSet

Recent research

on sector	Date	Headline	Download
	2024/06/21	 Equity Weekly	
	2024/06/21	 Global Equity Ratings	
	2024/06/21	 Aktienempfehlungen Global	
	2024/06/14	 Global Equity Ratings	
	2024/06/14	 Aktienempfehlungen Global	

Details

2024/06/28 19:15:37

Price

25.662 USD

Difference ▲ 1.36% (0.34)

General attributes

ISIN	CA2918434077
Symbol	EMP.A
Exchange	FINRA other OTC Issues
Currency	USD
Sector	Commerce
Security type	Stock
Market cap (m)	3,475 EUR
Benchmark	S&P/TSX 60 INDEX

Market data

Bid (Bid size)	-
Ask (Ask size)	-
Open	25.575 USD
High	25.662 USD
Low	25.575 USD
Close (prev. day)	25.3187 USD
VWAP	25.599663 USD
Volume (pcs)	2,054
Trading volume	52,581.71
Number of trades	6
Last size	205

Performance and Risk

	6m	1y	3y
Perf (%)	-	-	-
Perf (abs.)	-	-	-
Beta	0.55	0.40	0.35
Volatility	13.86	15.44	19.29

5y



Information about previous performance does not guarantee future performance.
Source: FactSet

Price data

Ø price 5 days Ø volume 5 days (pcs.)	25.364 USD (335)
Ø price 30 days Ø volume 30 days (pcs.)	24.312 USD (11,385)
Ø price 100 days Ø volume 100 days (pcs.)	24.375 USD (6,943)
Ø price 250 days Ø volume 250 days (pcs.)	25.842 USD (11,926)
YTD High date	26.710 USD (2024/01/23)
YTD Low date	22.270 USD (2024/06/20)
52 Weeks High date	29.180 USD (2023/11/09)
52 Weeks Low date	22.270 USD (2024/06/20)

All listings for EMPIRE CO. LTD.

Exchange 📍	Date	Time	Price	Trading volume (mio.)	Number of trades
Toronto Stock Exchange	2024/07/04	22:00	35.51 CAD	16.40	980
Stuttgart	2024/07/04	16:44	24.00 EUR	0.00	5
Frankfurt	2024/07/04	08:08	24.00 EUR	0.00	1
FINRA other OTC Issues	2024/06/28	19:15	25.662 USD	0.05	6
Duesseldorf	2024/07/04	19:32	23.80 EUR	0.00	5

Company profile

Company Logo

EMPIRE
COMPANY LIMITED

Contact Details

EMPIRE CO. LTD.

--

King Street 115 B0K 1S0 Stellarton, NS

Telefon: +1 902 755 4440

Fax: +1 902 755 6477

E-mail: investor.relations@empireco.ca

Company Profile

-

Members of Management Board

Michael Medline Chairman of Managing Board

Doug Nathanson Member of Executive Committee

James M. Dickson Member of Executive Committee

Matt Reindel Member of Executive Committee

Michael Vels Member of Executive Committee

Mohit Grover Member of Executive Committee

Pierre St-Laurent Member of Executive Committee

Sandra Sanderson Member of Executive Committee

Sarah Joyce Member of Executive Committee

Simon Gagné Member of Executive Committee

Vivek Sood Member of Executive Committee

Board of directors

James Dickson Chairman of Supervisory Board

Cynthia Devine Member of Supervisory Board

Frank Sobey Member of Supervisory Board

Gregory Josefowicz Member of Supervisory Board

John Sobey Member of Supervisory Board

Karl Sobey Member of Supervisory Board

Martine Reardon Member of Supervisory Board

Martine Turcotte Member of Supervisory Board

Michelle Banik Member of Supervisory Board

Paul Sobey Member of Supervisory Board

Robert Sobey Member of Supervisory Board

Sharon Driscoll Member of Supervisory Board

Susan Lee Member of Supervisory Board

William Linton Member of Supervisory Board