

## EMPIRE CO. LTD.

ISIN: CA2918434077 WKN: 291843407

## Overview

2024/05/16 21:53:24

Price

24.84 USD

Difference  0.98% (0.24)

## General attributes

ISIN	CA2918434077
Symbol	EMP.A
Exchange	FINRA other OTC Issues
Currency	USD
Sector	Commerce
Security type	Stock
Market cap (m)	3,525 EUR
Benchmark	S&P/TSX 60 INDEX

## Market data

Bid (Bid size)	-
Ask (Ask size)	-
Open	24.70 USD
High	24.84 USD
Low	24.70 USD
Close (prev. day)	24.60 USD
VWAP	24.763333 USD
Volume (pcs)	3,812
Trading volume	94,519.79
Number of trades	4
Last size	100

## Futures and Options











Related Futures	-
Related Options	-

5y



Information about previous performance does not guarantee future performance.  
Source: FactSet

## Recent research

on sector	Date	Headline	Download
	2024/04/26	 Global Equity Ratings	
	2024/04/26	 Aktienempfehlungen Global	
	2024/04/03	 Global Equity Ratings	
	2024/04/03	 Aktienempfehlungen Global	
	2024/03/13	 Global Equity Ratings	

## Details

2024/05/16 21:53:24

## Price

24.84 USD

Difference ▲ 0.98% (0.24)

## General attributes

ISIN	CA2918434077
Symbol	EMP.A
Exchange	FINRA other OTC Issues
Currency	USD
Sector	Commerce
Security type	Stock
Market cap (m)	3,525 EUR
Benchmark	S&P/TSX 60 INDEX

## Market data

Bid (Bid size)	-
Ask (Ask size)	-
Open	24.70 USD
High	24.84 USD
Low	24.70 USD
Close (prev. day)	24.60 USD
VWAP	24.763333 USD
Volume (pcs)	3,812
Trading volume	94,519.79
Number of trades	4
Last size	100

## Performance and Risk

	6m	1y	3y
Perf (%)	-	-	-
Perf (abs.)	-	-	-
Beta	0.32	0.40	0.35
Volatility	17.50	13.43	19.33

5y



Information about previous performance does not guarantee future performance.  
Source: FactSet

## Price data

Ø price 5 days   Ø volume 5 days (pcs.)	24.53 USD (1,215)
Ø price 30 days   Ø volume 30 days (pcs.)	23.66 USD (6,649)
Ø price 100 days   Ø volume 100 days (pcs.)	25.06 USD (9,403)
Ø price 250 days   Ø volume 250 days (pcs.)	26.17 USD (10,573)
YTD High   date	26.71 USD (2024/01/23)
YTD Low   date	23.05 USD (2024/04/16)
52 Weeks High   date	29.18 USD (2023/11/09)
52 Weeks Low   date	23.05 USD (2024/04/16)

## Arbitrage views

Exchange <span>📍</span>	Date	Time	Price	Trading volume (mio.)	Number of trades
Toronto Stock Exchange	2024/05/17	22:00	33.61 CAD	8.13	1,149
Stuttgart	2024/05/17	21:59	22.60 EUR	0.00	11
Frankfurt	2024/05/17	08:01	22.60 EUR	0.00	2
FINRA other OTC Issues	2024/05/16	21:53	24.84 USD	0.09	4
Duesseldorf	2024/05/17	19:31	22.20 EUR	0.00	6



## Company profile

### Company Logo

**EMPIRE**  
COMPANY LIMITED

### Contact Details

EMPIRE CO. LTD.

--

King Street 115 B0K 1S0 Stellarton, NS

Telefon: +1 902 755 4440

Fax: +1 902 755 6477

E-mail: investor.relations@empireco.ca

### Company Profile

-

#### Members of Management Board

Michael Medline Chairman of Managing Board

Doug Nathanson Member of Executive Committee

James M. Dickson Member of Executive Committee

Matt Reindel Member of Executive Committee

Michael Vels Member of Executive Committee

Mohit Grover Member of Executive Committee

Pierre St-Laurent Member of Executive Committee

Sandra Sanderson Member of Executive Committee

Sarah Joyce Member of Executive Committee

Simon Gagné Member of Executive Committee

Vivek Sood Member of Executive Committee

#### Board of directors

James Dickson Chairman of Supervisory Board

Cynthia Devine Member of Supervisory Board

Frank Sobey Member of Supervisory Board

Gregory Josefowicz Member of Supervisory Board

John Sobey Member of Supervisory Board

Karl Sobey Member of Supervisory Board

Martine Reardon Member of Supervisory Board

Martine Turcotte Member of Supervisory Board

Michelle Banik Member of Supervisory Board

Paul Sobey Member of Supervisory Board

Robert Sobey Member of Supervisory Board

Sharon Driscoll Member of Supervisory Board

Susan Lee Member of Supervisory Board

William Linton Member of Supervisory Board