

CHINA MOBILE LTD.

ISIN: **HK0941009539** WKN: -

Overview

2024/09/17 11:00:14

Price

8.239 EUR

Difference  1.14% (0.09)

General attributes

ISIN	HK0941009539
Symbol	941
Exchange	Stuttgart
Currency	EUR
Sector	Telecommunications
Security type	Stock
Market cap (m)	170,366 EUR
Benchmark	HANG SENG INDEX

Market data

Bid (Bid size)	- (0)
Ask (Ask size)	- (0)
Open	8.215 EUR
High	8.239 EUR
Low	8.215 EUR
Close (prev. day)	8.146 EUR
VWAP	-
Volume (pcs)	0
Trading volume	0.00
Number of trades	4
Last size	0

Futures and Options

Related Futures	-
Related Options	-











5y



Information about previous performance does not guarantee future performance.

Source: FactSet

Recent research

on instrument		on sector	
Date		Headline	Download
2022/05/04		Global Equity Ratings	
2022/05/04		Aktienempfehlungen Global	
2022/04/27		Global Equity Ratings	
2022/04/27		Aktienempfehlungen Global	
2022/04/14		Global Equity Ratings	

Details

2024/09/17 11:00:14

Price

8.239 EUR

Difference ▲ 1.14% (0.09)

General attributes

ISIN	HK0941009539
Symbol	941
Exchange	Stuttgart
Currency	EUR
Sector	Telecommunications
Security type	Stock
Market cap (m)	170,366 EUR
Benchmark	HANG SENG INDEX

Market data

Bid (Bid size)	- (0)
Ask (Ask size)	- (0)
Open	8.215 EUR
High	8.239 EUR
Low	8.215 EUR
Close (prev. day)	8.146 EUR
VWAP	-
Volume (pcs)	0
Trading volume	0.00
Number of trades	4
Last size	0

Performance and Risk

	6m	1y	3y
Perf (%)	+5.29%	+3.90%	+59.05%
Perf (abs.)	+0.41	+0.31	+3.06
Beta	-	-	-
Volatility	22.71	22.31	21.99

5y



Information about previous performance does not guarantee future performance.
Source: FactSet

Price data

Ø price 5 days Ø volume 5 days (pcs.)	8.157 EUR (0)
Ø price 30 days Ø volume 30 days (pcs.)	8.401 EUR (658)
Ø price 100 days Ø volume 100 days (pcs.)	8.626 EUR (1,377)
Ø price 250 days Ø volume 250 days (pcs.)	8.064 EUR (2,663)
YTD High date	9.320 EUR (2024/07/03)
YTD Low date	7.370 EUR (2024/01/22)
52 Weeks High date	9.320 EUR (2024/07/03)
52 Weeks Low date	7.060 EUR (2023/12/21)

All listings for CHINA MOBILE LTD.

Exchange	Date	Time	Price	Trading volume (mio.)	Number of trades
Stuttgart FXplus	2021/04/30	08:30	5.487 HKD	0.00	2
Stuttgart	2024/09/17	11:00	8.239 EUR	0.00	4
SIX Swiss Exchange	2020/02/10	17:36	8.30 CHF	0.00	1
Munich	2024/09/17	16:24	8.276 EUR	0.01	2
Hong Kong Stock	2024/09/17	10:08	71.90 HKD	-	-

Exchange	17					
Hanover	2024/09/17	08:01	8.242	EUR	0.00	1
Hamburg	2024/09/17	17:25	8.35	EUR	0.00	2
Frankfurt	2024/09/17	17:17	8.351	EUR	0.01	6
Duesseldorf	2024/09/17	19:30	8.324	EUR	0.00	7
Berlin	2024/09/17	21:05	8.36	EUR	0.01	8

Company profile

Company Logo



Contact Details

CHINA MOBILE LTD.

--

60th Floor, The Center, 99 Queen's Road
Central - - Hong Kong

Telefon: +852-3121-8888

Fax: +852-2511-9092

E-mail: -

Company Profile

-

Members of Management Board

Biao He	Chairman of Managing Board
Jie Yang	Member of Executive Committee
Pizheng Li	Member of Executive Committee
Ronghua Li	Member of Executive Committee

Board of directors

Jie Yang	Chairman of Supervisory Board
Qiang Yang	Member of Supervisory Board
Ka Sze Lee	Member of Supervisory Board
Kin Wah Yiu	Member of Supervisory Board
May Yee Leung Ko	Member of Supervisory Board
Pizheng Li	Member of Supervisory Board
Rong Hua Li	Member of Supervisory Board