

CHINA MOBILE LTD.

ISIN: **HK0941009539** WKN: -

Overview

2024/07/26 08:08:31

Price
8.536 EURDifference  -2.33% (-0.20)

General attributes

ISIN HK0941009539
 Symbol 941
 Exchange Stuttgart
 Currency EUR
 Sector Telecommunications
 Security type Stock
 Market cap (m) 176,278 EUR
 Benchmark HANG SENG INDEX

Market data

Bid (Bid size) - (0)
 Ask (Ask size) - (0)
 Open 8.536 EUR
 High 8.536 EUR
 Low 8.536 EUR
 Close (prev. day) 8.74 EUR
 VWAP -
 Volume (pcs) 0
 Trading volume 0.00
 Number of trades 3
 Last size 0

Futures and Options








Related Futures -
 Related Options -

5y



Information about previous performance does not guarantee future performance.
 Source: FactSet

Recent research

on instrument		on sector	
Date		Headline	Download
2022/05/04		Global Equity Ratings	
2022/05/04		Aktienempfehlungen Global	
2022/04/27		Global Equity Ratings	
2022/04/27		Aktienempfehlungen Global	
2022/04/14		Global Equity Ratings	

Details

2024/07/26 08:08:31

Price

8.536 EUR

 Difference ▼ -2.33% (-0.20)

General attributes

ISIN	HK0941009539
Symbol	941
Exchange	Stuttgart
Currency	EUR
Sector	Telecommunications
Security type	Stock
Market cap (m)	176,278 EUR
Benchmark	HANG SENG INDEX

Market data

Bid (Bid size)	- (0)
Ask (Ask size)	- (0)
Open	8.536 EUR
High	8.536 EUR
Low	8.536 EUR
Close (prev. day)	8.74 EUR
VWAP	-
Volume (pcs)	0
Trading volume	0.00
Number of trades	3
Last size	0

Performance and Risk

	6m	1y	3y
Perf (%)	+7.10%	+13.81%	+61.67%
Perf (abs.)	+0.57	+1.04	+3.26
Beta	0.32	2.16	0.43
Volatility	22.66	21.34	22.02

5y



Information about previous performance does not guarantee future performance.
Source: FactSet

Price data

Ø price 5 days Ø volume 5 days (pcs.)	8.780 EUR (695)
Ø price 30 days Ø volume 30 days (pcs.)	8.881 EUR (2,425)
Ø price 100 days Ø volume 100 days (pcs.)	8.463 EUR (2,416)
Ø price 250 days Ø volume 250 days (pcs.)	7.957 EUR (2,958)
YTD High date	9.320 EUR (2024/07/03)
YTD Low date	7.370 EUR (2024/01/22)
52 Weeks High date	9.320 EUR (2024/07/03)
52 Weeks Low date	7.060 EUR (2023/12/21)

Arbitrage views

Exchange	Date	Time	Price	Trading volume (mio.)	Number of trades
Stuttgart FXplus	2021/04/30	08:30	5.487 HKD	0.00	2
Stuttgart	2024/07/26	08:08	8.536 EUR	0.00	3
SIX Swiss Exchange	2020/02/10	17:36	8.30 CHF	0.00	1
Munich	2024/07/26	14:25	8.51 EUR	0.00	2
Hong Kong Stock	2024/07/26	10:08	72.75 HKD	-	-

Exchange	26					
Hanover	2024/07/26	09:10	8.58	EUR	0.00	3
Hamburg	2024/07/26	13:55	8.51	EUR	0.00	2
Frankfurt	2024/07/26	16:40	8.656	EUR	0.02	4
Duesseldorf	2024/07/26	19:30	8.492	EUR	0.00	5
Berlin	2024/07/26	21:05	8.576	EUR	0.00	7

Company profile

Company Logo



Contact Details

CHINA MOBILE LTD.

--

60th Floor, The Center, 99 Queen's Road Central - - Hong Kong

Telefon: +852-3121-8888

Fax: +852-2511-9092

E-mail: -

Company Profile

-

Members of Management Board

Biao He	Chairman of Managing Board
Jie Yang	Member of Executive Committee
Pizheng Li	Member of Executive Committee
Ronghua Li	Member of Executive Committee

Board of directors

Jie Yang	Chairman of Supervisory Board
Qiang Yang	Member of Supervisory Board
Ka Sze Lee	Member of Supervisory Board
Kin Wah Yiu	Member of Supervisory Board
May Yee Leung Ko	Member of Supervisory Board
Pizheng Li	Member of Supervisory Board
Rong Hua Li	Member of Supervisory Board