

## CHINA MOBILE LTD.

ISIN: **HK0941009539** WKN: -

## Overview

2024/07/16 13:14:11

Price  
9.00 EURDifference  -0.11% (-0.01)

## General attributes

ISIN	HK0941009539
Symbol	941
Exchange	Stuttgart
Currency	EUR
Sector	Telecommunications
Security type	Stock
Market cap (m)	185,492 EUR
Benchmark	HANG SENG INDEX

## Market data

Bid (Bid size)	- (0)
Ask (Ask size)	- (0)
Open	8.99 EUR
High	9.00 EUR
Low	8.98 EUR
Close (prev. day)	9.01 EUR
VWAP	-
Volume (pcs)	300
Trading volume	2,700.00
Number of trades	5
Last size	300

## Futures and Options








Related Futures	-
Related Options	-

5y



Information about previous performance does not guarantee future performance.  
Source: FactSet

## Recent research

on instrument		on sector	
Date		Headline	Download
2022/05/04		Global Equity Ratings	
2022/05/04		Aktienempfehlungen Global	
2022/04/27		Global Equity Ratings	
2022/04/27		Aktienempfehlungen Global	
2022/04/14		Global Equity Ratings	

## Details

2024/07/16 13:14:11

## Price

9.00 EUR

Difference ▼ -0.11% (-0.01)

## General attributes

ISIN	HK0941009539
Symbol	941
Exchange	Stuttgart
Currency	EUR
Sector	Telecommunications
Security type	Stock
Market cap (m)	185,492 EUR
Benchmark	HANG SENG INDEX

## Market data

Bid (Bid size)	- (0)
Ask (Ask size)	- (0)
Open	8.99 EUR
High	9.00 EUR
Low	8.98 EUR
Close (prev. day)	9.01 EUR
VWAP	-
Volume (pcs)	300
Trading volume	2,700.00
Number of trades	5
Last size	300

## Performance and Risk

	6m	1y	3y
Perf (%)	+18.71%	+24.28%	+73.84%
Perf (abs.)	+1.42	+1.76	+3.83
Beta	0.36	1.60	0.43
Volatility	22.31	20.56	21.95

5y



Information about previous performance does not guarantee future performance.  
Source: FactSet

## Price data

Ø price 5 days   Ø volume 5 days (pcs.)	8.98 EUR (453)
Ø price 30 days   Ø volume 30 days (pcs.)	8.86 EUR (2,511)
Ø price 100 days   Ø volume 100 days (pcs.)	8.38 EUR (2,695)
Ø price 250 days   Ø volume 250 days (pcs.)	7.91 EUR (3,068)
YTD High   date	9.32 EUR (2024/07/03)
YTD Low   date	7.37 EUR (2024/01/22)
52 Weeks High   date	9.32 EUR (2024/07/03)
52 Weeks Low   date	7.06 EUR (2023/12/21)

## Arbitrage views

Exchange	Date	Time	Price	Trading volume (mio.)	Number of trades
Stuttgart FXplus	2021/04/30	08:30	5.487 HKD	0.00	2
Stuttgart	2024/07/16	13:14	9.00 EUR	0.00	5
SIX Swiss Exchange	2020/02/10	17:36	8.30 CHF	0.00	1
Munich	2024/07/16	08:08	9.002 EUR	0.00	1
Hong Kong Stock	2024/07/16	10:08	76.80 HKD	-	-

Exchange	16					
Hanover	2024/07/16	08:48	9.008	EUR	0.00	1
Hamburg	2024/07/16	17:40	9.002	EUR	0.02	2
Frankfurt	2024/07/16	21:50	8.947	EUR	0.05	6
Duesseldorf	2024/07/16	19:30	8.973	EUR	0.00	5
Berlin	2024/07/16	21:05	9.046	EUR	0.00	7

## Company profile

### Company Logo



### Contact Details

CHINA MOBILE LTD.

--

60th Floor, The Center, 99 Queen's Road Central - - Hong Kong

Telefon: +852-3121-8888

Fax: +852-2511-9092

E-mail: -

### Company Profile

-

#### Members of Management Board

Biao He Chairman of Managing Board

Jie Yang Member of Executive Committee

Pizheng Li Member of Executive Committee

Ronghua Li Member of Executive Committee

#### Board of directors

Jie Yang Chairman of Supervisory Board

Qiang Yang Member of Supervisory Board

Ka Sze Lee Member of Supervisory Board

Kin Wah Yiu Member of Supervisory Board

May Yee Leung Ko Member of Supervisory Board

Pizheng Li Member of Supervisory Board

Rong Hua Li Member of Supervisory Board