

## CHINA MOBILE LTD.

ISIN: **HK0941009539** WKN: -

## Overview

2024/05/17 08:05:34

Price  
8.682 EURDifference  -0.21% (-0.02)

## General attributes

ISIN HK0941009539  
 Symbol 941  
 Exchange Stuttgart  
 Currency EUR  
 Sector Telecommunications  
 Security type Stock  
 Market cap (m) 179,793 EUR  
 Benchmark HANG SENG INDEX

## Market data

Bid (Bid size) - (0)  
 Ask (Ask size) - (0)  
 Open 8.682 EUR  
 High 8.682 EUR  
 Low 8.682 EUR  
 Close (prev. day) 8.70 EUR  
 VWAP -  
 Volume (pcs) 0  
 Trading volume 0.00  
 Number of trades 3  
 Last size 0








## Futures and Options

Related Futures -  
 Related Options -



Information about previous performance does not guarantee future performance.  
 Source: FactSet

## Recent research

on instrument		on sector	
Date		Headline	Download
2022/05/04		Global Equity Ratings	
2022/05/04		Aktienempfehlungen Global	
2022/04/27		Global Equity Ratings	
2022/04/27		Aktienempfehlungen Global	
2022/04/14		Global Equity Ratings	

## Details

2024/05/17 08:05:34

## Price

8.682 EUR

Difference ▼ -0.21% (-0.02)

## General attributes

ISIN	HK0941009539
Symbol	941
Exchange	Stuttgart
Currency	EUR
Sector	Telecommunications
Security type	Stock
Market cap (m)	179,793 EUR
Benchmark	HANG SENG INDEX

## Market data

Bid (Bid size)	- (0)
Ask (Ask size)	- (0)
Open	8.682 EUR
High	8.682 EUR
Low	8.682 EUR
Close (prev. day)	8.70 EUR
VWAP	-
Volume (pcs)	0
Trading volume	0.00
Number of trades	3
Last size	0

## Performance and Risk

	6m	1y	3y
Perf (%)	+17.48%	+15.15%	+64.96%
Perf (abs.)	+1.29	+1.14	+3.42
Beta	0.36	0.95	0.42
Volatility	22.10	20.70	22.13



Information about previous performance does not guarantee future performance.  
Source: FactSet

## Price data

Ø price 5 days   Ø volume 5 days (pcs.)	8.731 EUR (582)
Ø price 30 days   Ø volume 30 days (pcs.)	8.282 EUR (1,773)
Ø price 100 days   Ø volume 100 days (pcs.)	7.913 EUR (4,016)
Ø price 250 days   Ø volume 250 days (pcs.)	7.676 EUR (4,151)
YTD High   date	8.805 EUR (2024/05/15)
YTD Low   date	7.370 EUR (2024/01/22)
52 Weeks High   date	8.805 EUR (2024/05/15)
52 Weeks Low   date	7.060 EUR (2023/12/21)

## All listings for CHINA MOBILE LTD.

Exchange	Date	Time	Price	Trading volume (mio.)	Number of trades
Stuttgart FXplus	2021/04/30	08:30	5.487 HKD	0.00	2
Stuttgart	2024/05/17	08:05	8.682 EUR	0.00	3
SIX Swiss Exchange	2020/02/10	17:36	8.30 CHF	0.00	1
Munich	2024/05/17	08:06	8.696 EUR	0.00	1
Hong Kong Stock	2024/05/	04:46	73.60 HKD	-	-

Exchange	20					
Hanover	2024/05/17	08:25	8.68	EUR	0.00	3
Hamburg	2024/05/17	09:36	8.795	EUR	0.00	2
Frankfurt	2024/05/17	16:56	8.702	EUR	0.02	4
Duesseldorf	2024/05/17	19:30	8.674	EUR	0.00	7
Berlin	2024/05/17	21:05	8.748	EUR	0.00	8

## Company profile

### Company Logo



### Contact Details

CHINA MOBILE LTD.

--

60th Floor, The Center, 99 Queen's Road  
Central - - Hong Kong

Telefon: +852-3121-8888

Fax: +852-2511-9092

E-mail: -

### Company Profile

-

#### Members of Management Board

Biao He	Chairman of Managing Board
Jie Yang	Member of Executive Committee
Pizheng Li	Member of Executive Committee
Ronghua Li	Member of Executive Committee

#### Board of directors

Jie Yang	Chairman of Supervisory Board
Qiang Yang	Member of Supervisory Board
Ka Sze Lee	Member of Supervisory Board
Kin Wah Yiu	Member of Supervisory Board
May Yee Leung Ko	Member of Supervisory Board
Pizheng Li	Member of Supervisory Board
Rong Hua Li	Member of Supervisory Board