

CHINA MOBILE LTD.

ISIN: **HK0941009539** WKN: -

Overview

2023/05/29 08:25:48

Price
7.555 EURDifference  0.07% (0.01)

General attributes

ISIN	HK0941009539
Symbol	941
Exchange	Stuttgart
Currency	EUR
Sector	Telecommunications
Security type	Stock
Market cap (m)	155,997 EUR
Benchmark	HANG SENG INDEX

Market data

Bid (Bid size)	- (0)
Ask (Ask size)	- (0)
Open	7.555 EUR
High	7.555 EUR
Low	7.555 EUR
Close (prev. day)	7.55 EUR
VWAP	-
Volume (pcs)	0
Trading volume	0.00
Number of trades	3
Last size	0











Futures and Options

Related Futures	-
Related Options	-



Information about previous performance does not guarantee future performance.
Source: FactSet

Recent research

on instrument		on sector	
Date		Headline	Download
2022/05/04		Global Equity Ratings	
2022/05/04		Aktienempfehlungen Global	
2022/04/27		Global Equity Ratings	
2022/04/27		Aktienempfehlungen Global	
2022/04/14		Global Equity Ratings	

Details

2023/05/29 08:25:48

Price

7.555 EUR

Difference ▲ 0.07% (0.01)

General attributes

ISIN	HK0941009539
Symbol	941
Exchange	Stuttgart
Currency	EUR
Sector	Telecommunications
Security type	Stock
Market cap (m)	155,997 EUR
Benchmark	HANG SENG INDEX

Market data

Bid (Bid size)	- (0)
Ask (Ask size)	- (0)
Open	7.555 EUR
High	7.555 EUR
Low	7.555 EUR
Close (prev. day)	7.55 EUR
VWAP	-
Volume (pcs)	0
Trading volume	0.00
Number of trades	3
Last size	0

Performance and Risk

	6m	1y	3y
Perf (%)	+20.15%	+27.40%	+18.98%
Perf (abs.)	+1.27	+1.63	+1.21
Beta	0.55	0.33	0.43
Volatility	21.42	21.58	26.12

5y



Information about previous performance does not guarantee future performance.
Source: FactSet

Price data

Ø price 5 days Ø volume 5 days (pcs.)	7.630 EUR (2,540)
Ø price 30 days Ø volume 30 days (pcs.)	7.735 EUR (8,717)
Ø price 100 days Ø volume 100 days (pcs.)	7.232 EUR (7,009)
Ø price 250 days Ø volume 250 days (pcs.)	6.637 EUR (6,997)
YTD High date	7.970 EUR (2023/04/17)
YTD Low date	6.190 EUR (2023/01/02)
52 Weeks High date	7.970 EUR (2023/04/17)
52 Weeks Low date	5.780 EUR (2022/06/27)

All listings for CHINA MOBILE LTD.

Exchange ⊕	Date	Time	Price	Trading volume (mio.)	Number of trades
Tradegate	2021/03/29	22:26	5.61 EUR	0.35	55
Stuttgart FXplus	2021/04/30	08:30	5.487 HKD	0.00	2
Stuttgart	2023/05/29	08:25	7.555 EUR	0.00	3
SIX Swiss Exchange	2020/02/10	17:36	8.30 CHF	0.00	1
Munich	2023/05/29	08:05	7.57 EUR	0.00	1

	29						
Hong Kong Stock Exchange	2023/05/30	03:38	64.40 HKD	-			-
Hanover	2023/05/29	08:00	7.55 EUR	0.00			1
Hamburg	2023/05/29	08:00	7.55 EUR	0.00			1
Frankfurt	2023/05/29	10:41	7.645 EUR	0.03			5
Duesseldorf	2023/05/29	21:00	7.51 EUR	0.00			13
Berlin	2023/05/29	18:46	7.595 EUR	0.00			6

Company profile

Company Logo



Contact Details

CHINA MOBILE LTD.

--

60th Floor, The Center, 99 Queen's Road
Central -- Hong Kong

Telefon: +852-3121-8888

Fax: +852-2511-9092

E-mail: -

Company Profile

-

Members of Management Board

Dong Xin Chairman of Managing Board

Li Ronghua Member of Executive Committee

Wang Yuhang Member of Executive Committee

Yang Jie Member of Executive Committee

Board of directors

Jie Yang Chairman of Supervisory Board

Qiang Yang Member of Supervisory Board

Ka Sze Lee Member of Supervisory Board

Kin Wah Yiu Member of Supervisory Board

May Yee Leung Ko Member of Supervisory Board

Pizheng Li Member of Supervisory Board

Rong Hua Li Member of Supervisory Board