

CHINA MOBILE LTD.

ISIN: **HK0941009539** WKN: -

Overview

2024/07/26 14:25:39

Price
8.51 EURDifference  -3.95% (-0.35)

General attributes

ISIN HK0941009539
 Symbol 941
 Exchange Munich
 Currency EUR
 Sector Telecommunications
 Security type Stock
 Market cap (m) 176,482 EUR
 Benchmark HANG SENG INDEX

Market data

Bid (Bid size) -
 Ask (Ask size) -
 Open 8.654 EUR
 High 8.654 EUR
 Low 8.51 EUR
 Close (prev. day) 8.86 EUR
 VWAP 8.51 EUR
 Volume (pcs) 100
 Trading volume 851.00
 Number of trades 2
 Last size 100

Futures and Options








Related Futures -
 Related Options -

5y



Information about previous performance does not guarantee future performance.
 Source: FactSet

Recent research

on instrument		on sector	
Date		Headline	Download
2022/05/04		Global Equity Ratings	
2022/05/04		Aktienempfehlungen Global	
2022/04/27		Global Equity Ratings	
2022/04/27		Aktienempfehlungen Global	
2022/04/14		Global Equity Ratings	

Details

2024/07/26 14:25:39

Price

8.51 EUR

Difference  -3.95% (-0.35)

General attributes

ISIN	HK0941009539
Symbol	941
Exchange	Munich
Currency	EUR
Sector	Telecommunications
Security type	Stock
Market cap (m)	176,482 EUR
Benchmark	HANG SENG INDEX

Market data

Bid (Bid size)	-
Ask (Ask size)	-
Open	8.654 EUR
High	8.654 EUR
Low	8.51 EUR
Close (prev. day)	8.86 EUR
VWAP	8.51 EUR
Volume (pcs)	100
Trading volume	851.00
Number of trades	2
Last size	100

Performance and Risk

	6m	1y	3y
Perf (%)	+8.89%	+14.23%	+64.22%
Perf (abs.)	+0.70	+1.06	+3.33
Beta	0.32	2.16	0.44
Volatility	19.23	18.61	18.04

5y



Information about previous performance does not guarantee future performance.
Source: FactSet

Price data

Ø price 5 days Ø volume 5 days (pcs.)	8.79 EUR (20)
Ø price 30 days Ø volume 30 days (pcs.)	8.91 EUR (416)
Ø price 100 days Ø volume 100 days (pcs.)	8.47 EUR (850)
Ø price 250 days Ø volume 250 days (pcs.)	7.96 EUR (836)
YTD High date	9.29 EUR (2024/07/03)
YTD Low date	7.36 EUR (2024/01/22)
52 Weeks High date	9.29 EUR (2024/07/03)
52 Weeks Low date	7.08 EUR (2023/12/21)

All listings for CHINA MOBILE LTD.

Exchange 	Date	Time	Price	Trading volume (mio.)	Number of trades
Stuttgart FXplus	2021/04/30	08:30	5.487 HKD	0.00	2
Stuttgart	2024/07/26	08:08	8.536 EUR	0.00	3
SIX Swiss Exchange	2020/02/10	17:36	8.30 CHF	0.00	1
Munich	2024/07/26	14:25	8.51 EUR	0.00	2
Hong Kong Stock	2024/07/26	10:08	72.75 HKD	-	-

Exchange	26					
Hanover	2024/07/26	09:10	8.58	EUR	0.00	3
Hamburg	2024/07/26	13:55	8.51	EUR	0.00	2
Frankfurt	2024/07/26	16:40	8.656	EUR	0.02	4
Duesseldorf	2024/07/26	19:30	8.492	EUR	0.00	5
Berlin	2024/07/26	21:05	8.576	EUR	0.00	7

Company profile

Company Logo



Contact Details

CHINA MOBILE LTD.

--

60th Floor, The Center, 99 Queen's Road
Central - - Hong Kong

Telefon: +852-3121-8888

Fax: +852-2511-9092

E-mail: -

Company Profile

-

Members of Management Board

Biao He	Chairman of Managing Board
Jie Yang	Member of Executive Committee
Pizheng Li	Member of Executive Committee
Ronghua Li	Member of Executive Committee

Board of directors

Jie Yang	Chairman of Supervisory Board
Qiang Yang	Member of Supervisory Board
Ka Sze Lee	Member of Supervisory Board
Kin Wah Yiu	Member of Supervisory Board
May Yee Leung Ko	Member of Supervisory Board
Pizheng Li	Member of Supervisory Board
Rong Hua Li	Member of Supervisory Board