

## CHINA MOBILE LTD.

ISIN: **HK0941009539** WKN: -

## Overview

2024/04/30 08:03:57

Price  
8.25 EURDifference  1.18% (0.10)

## General attributes

ISIN	HK0941009539
Symbol	941
Exchange	Munich
Currency	EUR
Sector	Telecommunications
Security type	Stock
Market cap (m)	171,680 EUR
Benchmark	HANG SENG INDEX

## Market data

Bid (Bid size)	-
Ask (Ask size)	-
Open	8.25 EUR
High	8.25 EUR
Low	8.25 EUR
Close (prev. day)	8.154 EUR
VWAP	8.154 EUR
Volume (pcs)	0
Trading volume	0.00
Number of trades	1
Last size	0

## Futures and Options

Related Futures	-
Related Options	-

5y











Information about previous performance does not guarantee future performance.  
Source: FactSet

## Recent research

on instrument

on sector

Date		Headline	Download
2022/05/04		Global Equity Ratings	
2022/05/04		Aktienempfehlungen Global	
2022/04/27		Global Equity Ratings	
2022/04/27		Aktienempfehlungen Global	
2022/04/14		Global Equity Ratings	

## Details

2024/04/30 08:03:57

## Price

8.25 EUR

Difference ▲ 1.18% (0.10)

## General attributes

ISIN	HK0941009539
Symbol	941
Exchange	Munich
Currency	EUR
Sector	Telecommunications
Security type	Stock
Market cap (m)	171,680 EUR
Benchmark	HANG SENG INDEX

## Market data

Bid (Bid size)	-
Ask (Ask size)	-
Open	8.25 EUR
High	8.25 EUR
Low	8.25 EUR
Close (prev. day)	8.154 EUR
VWAP	8.154 EUR
Volume (pcs)	0
Trading volume	0.00
Number of trades	1
Last size	0

## Performance and Risk

	6m	1y	3y
Perf (%)	+10.15%	+6.87%	+49.48%
Perf (abs.)	+0.76	+0.53	+2.73
Beta	0.35	0.90	0.42
Volatility	17.23	18.10	17.96

5y



Information about previous performance does not guarantee future performance.  
Source: FactSet

## Price data

Ø price 5 days   Ø volume 5 days (pcs.)	8.29 EUR (502)
Ø price 30 days   Ø volume 30 days (pcs.)	8.01 EUR (1,297)
Ø price 100 days   Ø volume 100 days (pcs.)	7.74 EUR (1,138)
Ø price 250 days   Ø volume 250 days (pcs.)	7.64 EUR (747)
YTD High   date	8.39 EUR (2024/04/26)
YTD Low   date	7.36 EUR (2024/01/22)
52 Weeks High   date	8.39 EUR (2024/04/26)
52 Weeks Low   date	7.08 EUR (2023/12/21)

## Arbitrage views

Exchange <span>⊕</span>	Date	Time	Price	Trading volume (mio.)	Number of trades
Stuttgart FXplus	2021/04/30	08:30	5.487 HKD	0.00	2
Stuttgart	2024/04/30	12:57	8.376 EUR	0.09	5
SIX Swiss Exchange	2020/02/10	17:36	8.30 CHF	0.00	1
Munich	2024/04/30	08:03	8.25 EUR	0.00	1
Hong Kong Stock	2024/04/30	10:08	69.90 HKD	-	-

Exchange	30					
Hanover	2024/04/ 30	08:44	8.259	EUR	0.00	3
Hamburg	2024/04/ 30	08:11	8.25	EUR	0.00	3
Frankfurt	2024/04/ 30	16:43	8.261	EUR	0.05	6
Duesseldorf	2024/04/ 30	19:30	8.235	EUR	0.00	7
Berlin	2024/04/ 30	21:05	8.317	EUR	0.00	8

## Company profile

### Company Logo



### Contact Details

CHINA MOBILE LTD.

--

60th Floor, The Center, 99 Queen's Road  
Central - - Hong Kong

Telefon: +852-3121-8888

Fax: +852-2511-9092

E-mail: -

### Company Profile

-

#### Members of Management Board

Xin Dong	Chairman of Managing Board
Jie Yang	Member of Executive Committee
Pizheng Li	Member of Executive Committee
Ronghua Li	Member of Executive Committee

#### Board of directors

Jie Yang	Chairman of Supervisory Board
Qiang Yang	Member of Supervisory Board
Ka Sze Lee	Member of Supervisory Board
Kin Wah Yiu	Member of Supervisory Board
May Yee Leung Ko	Member of Supervisory Board
Pizheng Li	Member of Supervisory Board
Rong Hua Li	Member of Supervisory Board