

## CHINA MOBILE LTD.

ISIN: **HK0941009539** WKN: -

## Overview

2023/09/22 08:30:27

Price  
8.10 EURDifference  -0.61% (-0.05)

## General attributes

ISIN	HK0941009539
Symbol	941
Exchange	Munich
Currency	EUR
Sector	Telecommunications
Security type	Stock
Market cap (m)	167,683 EUR
Benchmark	HANG SENG INDEX

## Market data

Bid (Bid size)	-
Ask (Ask size)	-
Open	8.09 EUR
High	8.10 EUR
Low	8.09 EUR
Close (prev. day)	8.15 EUR
VWAP	8.10 EUR
Volume (pcs)	420
Trading volume	3,402.00
Number of trades	2
Last size	420

## Futures and Options







Related Futures	-
Related Options	-

5y



Information about previous performance does not guarantee future performance.  
Source: FactSet

## Recent research

on instrument		on sector	
Date		Headline	Download
2022/05/04		Global Equity Ratings	
2022/05/04		Aktienempfehlungen Global	
2022/04/27		Global Equity Ratings	
2022/04/27		Aktienempfehlungen Global	
2022/04/14		Global Equity Ratings	

## Details

2023/09/22 08:30:27

**Price**  
8.10 EUR

**Difference**  -0.61% (-0.05)

## General attributes

ISIN	HK0941009539
Symbol	941
Exchange	Munich
Currency	EUR
Sector	Telecommunications
Security type	Stock
Market cap (m)	167,683 EUR
Benchmark	HANG SENG INDEX

## Market data

Bid (Bid size)	-
Ask (Ask size)	-
Open	8.09 EUR
High	8.10 EUR
Low	8.09 EUR
Close (prev. day)	8.15 EUR
VWAP	8.10 EUR
Volume (pcs)	420
Trading volume	3,402.00
Number of trades	2
Last size	420

## Performance and Risk

	6m	1y	3y
Perf (%)	+8.00%	+25.12%	+43.21%
Perf (abs.)	+0.60	+1.63	+2.44
Beta	0.35	0.34	0.38
Volatility	19.17	17.86	21.81



5y

Information about previous performance does not guarantee future performance.  
Source: FactSet

## Price data

Ø price 5 days   Ø volume 5 days (pcs.)	8.04 EUR (971)
Ø price 30 days   Ø volume 30 days (pcs.)	7.73 EUR (976)
Ø price 100 days   Ø volume 100 days (pcs.)	7.57 EUR (542)
Ø price 250 days   Ø volume 250 days (pcs.)	7.08 EUR (360)
YTD High   date	8.15 EUR (2023/09/21)
YTD Low   date	6.21 EUR (2023/01/02)
52 Weeks High   date	8.15 EUR (2023/09/21)
52 Weeks Low   date	6.00 EUR (2022/10/31)

## All listings for CHINA MOBILE LTD.

Exchange 	Date	Time	Price	Trading volume (mio.)	Number of trades
Tradegate	2021/03/29	22:26	5.61 EUR	0.35	55
Stuttgart FXplus	2021/04/30	08:30	5.487 HKD	0.00	2
Stuttgart	2023/09/22	13:17	8.09 EUR	0.00	5
SIX Swiss Exchange	2020/02/10	17:36	8.30 CHF	0.00	1
Munich	2023/09/22	08:30	8.10 EUR	0.00	2

	22						
Hong Kong Stock Exchange	2023/09/22	10:08	68.20 HKD	-			-
Hanover	2023/09/22	08:36	8.07 EUR	0.00			1
Hamburg	2023/09/22	08:36	8.07 EUR	0.00			1
Frankfurt	2023/09/22	18:05	8.015 EUR	0.40			20
Duesseldorf	2023/09/22	19:30	8.03 EUR	0.00			5
Berlin	2023/09/22	21:05	8.045 EUR	0.00			7

## Company profile

### Company Logo



### Contact Details

CHINA MOBILE LTD.

--

60th Floor, The Center, 99 Queen's Road  
Central -- Hong Kong

Telefon: +852-3121-8888

Fax: +852-2511-9092

E-mail: -

### Company Profile

-

#### Members of Management Board

Dong Xin Chairman of Managing Board

Li Ronghua Member of Executive Committee

Wang Yuhang Member of Executive Committee

Yang Jie Member of Executive Committee

#### Board of directors

Jie Yang Chairman of Supervisory Board

Qiang Yang Member of Supervisory Board

Ka Sze Lee Member of Supervisory Board

Kin Wah Yiu Member of Supervisory Board

May Yee Leung Ko Member of Supervisory Board

Pizheng Li Member of Supervisory Board

Rong Hua Li Member of Supervisory Board