

CHINA MOBILE LTD.

ISIN: **HK0941009539** WKN: -

Overview

2023/06/07 08:07:39

Price
7.495 EURDifference  -2.98% (-0.23)

General attributes

ISIN	HK0941009539
Symbol	941
Exchange	Munich
Currency	EUR
Sector	Telecommunications
Security type	Stock
Market cap (m)	154,237 EUR
Benchmark	HANG SENG INDEX

Market data

Bid (Bid size)	-
Ask (Ask size)	-
Open	7.495 EUR
High	7.495 EUR
Low	7.495 EUR
Close (prev. day)	7.725 EUR
VWAP	7.615 EUR
Volume (pcs)	0
Trading volume	0.00
Number of trades	1
Last size	0

Futures and Options







Related Futures	-
Related Options	-

5y



Information about previous performance does not guarantee future performance.
Source: FactSet

Recent research

on instrument		on sector	
Date	Headline	Download	
2022/05/04	 Global Equity Ratings		
2022/05/04	 Aktienempfehlungen Global		
2022/04/27	 Global Equity Ratings		
2022/04/27	 Aktienempfehlungen Global		
2022/04/14	 Global Equity Ratings		

Details

2023/06/07 08:07:39

Price

7.495 EUR

Difference ▼ -2.98% (-0.23)

General attributes

ISIN	HK0941009539
Symbol	941
Exchange	Munich
Currency	EUR
Sector	Telecommunications
Security type	Stock
Market cap (m)	154,237 EUR
Benchmark	HANG SENG INDEX

Market data

Bid (Bid size)	-
Ask (Ask size)	-
Open	7.495 EUR
High	7.495 EUR
Low	7.495 EUR
Close (prev. day)	7.725 EUR
VWAP	7.615 EUR
Volume (pcs)	0
Trading volume	0.00
Number of trades	1
Last size	0

Performance and Risk

	6m	1y	3y
Perf (%)	+18.63%	+27.01%	+20.69%
Perf (abs.)	+1.18	+1.59	+1.29
Beta	0.52	0.33	0.43
Volatility	18.92	16.57	22.56



5y

Information about previous performance does not guarantee future performance.
Source: FactSet

Price data

Ø price 5 days Ø volume 5 days (pcs.)	7.610 EUR (80)
Ø price 30 days Ø volume 30 days (pcs.)	7.683 EUR (304)
Ø price 100 days Ø volume 100 days (pcs.)	7.313 EUR (388)
Ø price 250 days Ø volume 250 days (pcs.)	6.693 EUR (269)
YTD High date	7.950 EUR (2023/05/08)
YTD Low date	6.210 EUR (2023/01/02)
52 Weeks High date	7.950 EUR (2023/05/08)
52 Weeks Low date	5.900 EUR (2022/06/27)

All listings for CHINA MOBILE LTD.

Exchange	Date	Time	Price	Trading volume (mio.)	Number of trades
Tradegate	2021/03/29	22:26	5.61 EUR	0.35	55
Stuttgart FXplus	2021/04/30	08:30	5.487 HKD	0.00	2
Stuttgart	2023/06/07	11:40	7.60 EUR	0.00	4
SIX Swiss Exchange	2020/02/10	17:36	8.30 CHF	0.00	1
Munich	2023/06/07	08:07	7.495 EUR	0.00	1

	07						
Hong Kong Stock Exchange	2023/06/08	04:36	63.10 HKD	-			-
Hanover	2023/06/07	08:22	7.44 EUR	0.00			1
Hamburg	2023/06/07	08:22	7.44 EUR	0.00			1
Frankfurt	2023/06/07	17:12	7.47 EUR	0.05			8
Duesseldorf	2023/06/07	21:00	7.475 EUR	0.00			12
Berlin	2023/06/07	21:05	7.54 EUR	0.00			7

Company profile

Company Logo



Contact Details

CHINA MOBILE LTD.

--

60th Floor, The Center, 99 Queen's Road
Central -- Hong Kong

Telefon: +852-3121-8888

Fax: +852-2511-9092

E-mail: -

Company Profile

-

Members of Management Board

Dong Xin Chairman of Managing Board

Li Ronghua Member of Executive Committee

Wang Yuhang Member of Executive Committee

Yang Jie Member of Executive Committee

Board of directors

Jie Yang Chairman of Supervisory Board

Qiang Yang Member of Supervisory Board

Ka Sze Lee Member of Supervisory Board

Kin Wah Yiu Member of Supervisory Board

May Yee Leung Ko Member of Supervisory Board

Pizheng Li Member of Supervisory Board

Rong Hua Li Member of Supervisory Board