

JULIUS BAER GRUPPE AG

ISIN: **CH0102484968** WKN:
10248496

Overview

2021/08/03 17:31:37

Price

59.98 CHF

Difference  -0.73% (-0.44)

General attributes

ISIN	CH0102484968
Symbol	BAER
Exchange	SIX Swiss Exchange
Currency	CHF
Sector	Financial
Security type	Stock
Market cap (m)	11,848 EUR
Benchmark	SWISS MARKET INDEX

Market data

Bid (Bid size)	59.98 CHF (14,087)
Ask (Ask size)	60.00 CHF (23,658)
Open	60.50 CHF
High	60.54 CHF
Low	59.22 CHF
Close (prev. day)	60.42 CHF
VWAP	59.923899 CHF
Volume (pcs)	360,643
Trading volume	21,611,134.56
Number of trades	2,179
Last size	55

Futures and Options











Related Futures	16
Related Options	-

5y



Information about previous performance does not guarantee future performance.
Source: FactSet

Recent research

on sector		on market	
Date		Headline	Download
2021/08/03		Global Equity Ratings	
2021/08/03		Aktienempfehlungen Global	
2021/08/02		Global Equity Ratings	
2021/08/02		Aktienempfehlungen Global	
2021/08/02		Equity Weekly	

Details

2021/08/03 17:31:37

Price

59.98 CHF

Difference ▼ -0.73% (-0.44)

General attributes

ISIN	CH0102484968
Symbol	BAER
Exchange	SIX Swiss Exchange
Currency	CHF
Sector	Financial
Security type	Stock
Market cap (m)	11,848 EUR
Benchmark	SWISS MARKET INDEX

Market data

Bid (Bid size)	59.98 CHF (14,087)
Ask (Ask size)	60.00 CHF (23,658)
Open	60.50 CHF
High	60.54 CHF
Low	59.22 CHF
Close (prev. day)	60.42 CHF
VWAP	59.923899 CHF
Volume (pcs)	360,643
Trading volume	21,611,134.56
Number of trades	2,179
Last size	55

Performance and Risk

	6m	1y	3y
Perf (%)	+10.66%	+47.19%	+10.66%
Perf (abs.)	+5.78	+19.23	+5.78
Beta	1.20	1.10	1.33
Volatility	23.63	26.94	34.55

5y



Information about previous performance does not guarantee future performance.
Source: FactSet

Price data

Ø price 5 days Ø volume 5 days (pcs.)	59.77 CHF (525,306)
Ø price 30 days Ø volume 30 days (pcs.)	59.39 CHF (508,690)
Ø price 100 days Ø volume 100 days (pcs.)	59.68 CHF (553,456)
Ø price 250 days Ø volume 250 days (pcs.)	52.69 CHF (677,488)
YTD High date	62.90 CHF (2021/06/01)
YTD Low date	51.08 CHF (2021/01/04)
52 Weeks High date	62.90 CHF (2021/06/01)
52 Weeks Low date	36.71 CHF (2020/09/25)

Arbitrage views

Exchange	Date	Time	Price	Trading volume (mio.)	Number of trades
Tradegate	2019/06/28	22:26	39.15 EUR	0.01	2
SIX Swiss Exchange	2021/08/03	17:31	59.98 CHF	21.61	2,179
Munich	2019/06/28	15:58	39.10 EUR	0.00	5
London Stock Exchange European Trade Reporting	2021/08/03	17:20	60.50 CHF	1.05	1
Frankfurt	2019/09/05	09:05	38.36 EUR	0.00	1

	06/28					
FINRA other OTC Issues	2021/ 06/28	16:09	65.54 USD	0.01		1
Duesseldorf	2019/ 06/28	08:11	38.34 EUR	0.00		2
Berlin	2019/ 06/28	17:15	39.12 EUR	0.00		11

Company profile

Company Logo

Julius Bär

Contact Details

JULIUS BAER GRUPPE AG

--

Bahnhofstrasse 36 - 8010 Zürich

Telefon: 41-58-888-11-11

Fax: 41-58-888-55-17

E-mail: info@juliusbaer.com

Company Profile

-

Members of Management Board

Philipp Rickenbacher Chairman of Managing Board

Beatriz Sanchez Member of Executive Committee

Dieter A. Enkelmann Member of Executive Committee

Jimmy Lee Kong Eng Member of Executive Committee

Nic Dreckmann Member of Executive Committee

Nicolas de Skowronski Member of Executive Committee

Oliver Barholet Member of Executive Committee

Yves Bonzon Member of Executive Committee

Yves Robert-Charrue Member of Executive Committee

Board of directors

Heinrich Andreas Baumann Member of the administrative board

Ivo Furrer Member of the administrative board

Claire Giraut Member of the administrative board

David Nicol Member of the administrative board

Eunice Zehnder Lai Member of the administrative board

Gilbert Achermann Member of the administrative board

Kathryn Shih Member of the administrative board

Olga L. Zoutendijk Member of the administrative board

Richard Campbell-Breeden Member of the administrative board

Romeo Lacher Chairman of the administrative board