

ALUMINA LTD.

ISIN: AU000000AWC3

WKN: AWC

Overview

2024/06/28 10:31:04

Price
1.0335 EURDifference  0.78% (0.01)

General attributes

ISIN	AU000000AWC3
Symbol	AWC
Exchange	Stuttgart
Currency	EUR
Sector	Energy / Commodities
Security type	Stock
Market cap (m)	3,054 EUR
Benchmark	ASX ALL ORDINARIES INDEX

Market data

Bid (Bid size)	- (0)
Ask (Ask size)	- (0)
Open	1.032 EUR
High	1.0335 EUR
Low	1.032 EUR
Close (prev. day)	1.0255 EUR
VWAP	-
Volume (pcs)	0
Trading volume	0.00
Number of trades	4
Last size	0

Futures and Options

Related Futures	-
Related Options	1,342









5y



Information about previous performance does not guarantee future performance.

Source: FactSet

Recent research

on sector			
Date		Headline	Download
2024/06/24		Aktienempfehlungen Österreich	
2024/06/21		Global Equity Ratings	
2024/06/21		Aktienempfehlungen Global	
2024/06/14		Equity Weekly	
2024/06/14		Global Equity Ratings	

Details

2024/06/28 10:31:04

Price

1.0335 EUR

Difference ▲ 0.78% (0.01)

General attributes

ISIN	AU000000AWC3
Symbol	AWC
Exchange	Stuttgart
Currency	EUR
Sector	Energy / Commodities
Security type	Stock
Market cap (m)	3,054 EUR
Benchmark	ASX ALL ORDINARIES INDEX

Market data

Bid (Bid size)	- (0)
Ask (Ask size)	- (0)
Open	1.032 EUR
High	1.0335 EUR
Low	1.032 EUR
Close (prev. day)	1.0255 EUR
VWAP	-
Volume (pcs)	0
Trading volume	0.00
Number of trades	4
Last size	0

Performance and Risk

	6m	1y	3y
Perf (%)	+86.96%	+24.97%	+0.54%
Perf (abs.)	+0.48	+0.21	+0.01
Beta	1.83	1.93	1.30
Volatility	56.92	57.99	46.88

5y



Information about previous performance does not guarantee future performance.
Source: FactSet

Price data

Ø price 5 days Ø volume 5 days (pcs.)	1.0381 EUR (0)
Ø price 30 days Ø volume 30 days (pcs.)	1.0530 EUR (721)
Ø price 100 days Ø volume 100 days (pcs.)	0.8780 EUR (1,195)
Ø price 250 days Ø volume 250 days (pcs.)	0.7149 EUR (512)
YTD High date	1.1460 EUR (2024/05/31)
YTD Low date	0.5210 EUR (2024/01/05)
52 Weeks High date	1.1460 EUR (2024/05/31)
52 Weeks Low date	0.4010 EUR (2023/11/23)

All listings for ALUMINA LTD.

Exchange ⊕	Date	Time	Price	Trading volume (mio.)	Number of trades
Tradegate	2024/06/28	22:26	1.0405 EUR	0.00	1
Stuttgart	2024/06/28	10:31	1.0335 EUR	0.00	4
Munich	2024/06/28	08:03	1.051 EUR	0.00	1
Hamburg	2024/06/28	08:08	1.031 EUR	0.00	3
Frankfurt	2024/	21:41	1.0205 EUR	0.00	3

	06/28				
FINRA other OTC Issues	2024/06/27	18:01	1.24 USD	0.00	1
Duesseldorf	2024/06/28	19:30	1.026 EUR	0.00	7
Berlin	2024/06/28	08:03	1.034 EUR	0.00	3
Australian Securities Exchange	2024/06/28	08:10	1.695 AUD	9.37	3,627

Company profile

Company Logo



Contact Details

ALUMINA LTD.

--

Level 12 IBM Centre - VIC 3006 Southbank

Telefon: 03 8699 2600

Fax: 03 8699 2699

E-mail: -

Company Profile

-

Members of Management Board

Michael P Ferraro	Chairman of Managing Board
-------------------	----------------------------

Andrew Wood	Member of Executive Committee
-------------	-------------------------------

Galina Kraeva	Member of Executive Committee
---------------	-------------------------------

Grant A. Dempsey	Member of Executive Committee
------------------	-------------------------------

Stephen Foster	Member of Executive Committee
----------------	-------------------------------

Board of directors

William Day	Chairman of Supervisory Board
-------------	-------------------------------

Alistair Field	Member of Supervisory Board
----------------	-----------------------------

Chen Zeng	Member of Supervisory Board
-----------	-----------------------------

Deborah O'Toole	Member of Supervisory Board
-----------------	-----------------------------

John Bevan	Member of Supervisory Board
------------	-----------------------------

Shirley In't Veld	Member of Supervisory Board
-------------------	-----------------------------