

ALUMINA LTD.

ISIN: AU000000AWC3

WKN: AWC

Overview

2024/06/21 10:55:30

Price
1.0275 EURDifference  3.75% (0.04)

General attributes

ISIN	AU000000AWC3
Symbol	AWC
Exchange	Stuttgart
Currency	EUR
Sector	Energy / Commodities
Security type	Stock
Market cap (m)	3,023 EUR
Benchmark	ASX ALL ORDINARIES INDEX

Market data

Bid (Bid size)	- (0)
Ask (Ask size)	- (0)
Open	1.026 EUR
High	1.0275 EUR
Low	1.026 EUR
Close (prev. day)	0.9904 EUR
VWAP	-
Volume (pcs)	0
Trading volume	0.00
Number of trades	4
Last size	0

Futures and Options

Related Futures	-
Related Options	1,423










5y



Information about previous performance does not guarantee future performance.

Source: FactSet

Recent research

on sector			
Date		Headline	Download
2024/06/21		Global Equity Ratings	
2024/06/21		Aktienempfehlungen Global	
2024/06/14		Equity Weekly	
2024/06/14		Global Equity Ratings	
2024/06/14		Aktienempfehlungen Global	

Details

2024/06/21 10:55:30

Price

1.0275 EUR

Difference ▲ 3.75% (0.04)

General attributes

ISIN	AU000000AWC3
Symbol	AWC
Exchange	Stuttgart
Currency	EUR
Sector	Energy / Commodities
Security type	Stock
Market cap (m)	3,023 EUR
Benchmark	ASX ALL ORDINARIES INDEX

Market data

Bid (Bid size)	- (0)
Ask (Ask size)	- (0)
Open	1.026 EUR
High	1.0275 EUR
Low	1.026 EUR
Close (prev. day)	0.9904 EUR
VWAP	-
Volume (pcs)	0
Trading volume	0.00
Number of trades	4
Last size	0

Performance and Risk

	6m	1y	3y
Perf (%)	+91.27%	+20.04%	+4.31%
Perf (abs.)	+0.49	+0.17	+0.04
Beta	1.78	1.91	1.29
Volatility	57.17	57.86	46.84

5y



Information about previous performance does not guarantee future performance.
Source: FactSet

Price data

Ø price 5 days Ø volume 5 days (pcs.)	0.9919 EUR (0)
Ø price 30 days Ø volume 30 days (pcs.)	1.0482 EUR (1,054)
Ø price 100 days Ø volume 100 days (pcs.)	0.8590 EUR (1,195)
Ø price 250 days Ø volume 250 days (pcs.)	0.7110 EUR (522)
YTD High date	1.1460 EUR (2024/05/31)
YTD Low date	0.5210 EUR (2024/01/05)
52 Weeks High date	1.1460 EUR (2024/05/31)
52 Weeks Low date	0.4010 EUR (2023/11/23)

All listings for ALUMINA LTD.

Exchange ⊕	Date	Time	Price	Trading volume (mio.)	Number of trades
Tradegate	2024/06/21	22:26	1.029 EUR	0.00	1
Stuttgart	2024/06/21	10:55	1.0275 EUR	0.00	4
Munich	2024/06/21	08:09	1.0285 EUR	0.00	2
Hamburg	2024/06/21	08:01	1.0255 EUR	0.00	3
Frankfurt	2024/	09:59	1.0095 EUR	0.00	2

	06/21					
FINRA other OTC Issues	2024/06/11	18:18	1.15 USD	0.00		4
Duesseldorf	2024/06/21	19:30	1.0135 EUR	0.00		7
Berlin	2024/06/21	08:09	1.0285 EUR	0.00		3
Australian Securities Exchange	2024/06/21	08:10	1.675 AUD	31.60		4,835

Company profile

Company Logo



Contact Details

ALUMINA LTD.

--

Level 12 IBM Centre - VIC 3006 Southbank

Telefon: 03 8699 2600

Fax: 03 8699 2699

E-mail: -

Company Profile

-

Members of Management Board

Michael P Ferraro	Chairman of Managing Board
-------------------	----------------------------

Andrew Wood	Member of Executive Committee
-------------	-------------------------------

Galina Kraeva	Member of Executive Committee
---------------	-------------------------------

Grant A. Dempsey	Member of Executive Committee
------------------	-------------------------------

Stephen Foster	Member of Executive Committee
----------------	-------------------------------

Board of directors

William Day	Chairman of Supervisory Board
-------------	-------------------------------

Alistair Field	Member of Supervisory Board
----------------	-----------------------------

Chen Zeng	Member of Supervisory Board
-----------	-----------------------------

Deborah O'Toole	Member of Supervisory Board
-----------------	-----------------------------

John Bevan	Member of Supervisory Board
------------	-----------------------------

Shirley In't Veld	Member of Supervisory Board
-------------------	-----------------------------