

## ALUMINA LTD.

ISIN: AU000000AWC3

WKN: AWC

## Overview

2024/05/23 10:37:27

Price  
1.06 EURDifference  -3.37% (-0.04)

## General attributes

ISIN	AU000000AWC3
Symbol	AWC
Exchange	Stuttgart
Currency	EUR
Sector	Energy / Commodities
Security type	Stock
Market cap (m)	3,130 EUR
Benchmark	ASX ALL ORDINARIES INDEX

## Market data

Bid (Bid size)	1.043 EUR (5,000)
Ask (Ask size)	1.091 EUR (5,000)
Open	1.061 EUR
High	1.061 EUR
Low	1.06 EUR
Close (prev. day)	1.097 EUR
VWAP	-
Volume (pcs)	0
Trading volume	0.00
Number of trades	2
Last size	0

## Futures and Options






Related Futures	-
Related Options	1,531

5y



Information about previous performance does not guarantee future performance.  
Source: FactSet

## Recent research

on sector			
Date		Headline	Download
2024/05/13		Aktienempfehlungen Österreich	
2024/05/03		Equity Weekly	
2024/04/29		Aktienempfehlungen Österreich	
2024/04/26		Equity Weekly	
2024/04/26		Global Equity Ratings	

## Details

2024/05/23 10:37:27

## Price

1.06 EUR

Difference ▼ -3.37% (-0.04)

## General attributes

ISIN	AU000000AWC3
Symbol	AWC
Exchange	Stuttgart
Currency	EUR
Sector	Energy / Commodities
Security type	Stock
Market cap (m)	3,130 EUR
Benchmark	ASX ALL ORDINARIES INDEX

## Market data

Bid (Bid size)	1.043 EUR (5,000)
Ask (Ask size)	1.091 EUR (5,000)
Open	1.061 EUR
High	1.061 EUR
Low	1.06 EUR
Close (prev. day)	1.097 EUR
VWAP	-
Volume (pcs)	0
Trading volume	0.00
Number of trades	2
Last size	0

## Performance and Risk

	6m	1y	3y
Perf (%)	+162.38%	+29.09%	+2.96%
Perf (abs.)	+0.68	+0.25	+0.03
Beta	2.07	1.87	1.30
Volatility	62.15	57.22	46.84

5y



Information about previous performance does not guarantee future performance.  
Source: FactSet

## Price data

Ø price 5 days   Ø volume 5 days (pcs.)	1.05 EUR (3,964)
Ø price 30 days   Ø volume 30 days (pcs.)	0.96 EUR (1,628)
Ø price 100 days   Ø volume 100 days (pcs.)	0.76 EUR (1,221)
Ø price 250 days   Ø volume 250 days (pcs.)	0.69 EUR (528)
YTD High   date	1.11 EUR (2024/05/22)
YTD Low   date	0.52 EUR (2024/01/05)
52 Weeks High   date	1.11 EUR (2024/05/22)
52 Weeks Low   date	0.40 EUR (2023/11/23)

## All listings for ALUMINA LTD.

Exchange	Date	Time	Price	Trading volume (mio.)	Number of trades
Tradegate	2024/05/23	19:10	1.054 EUR	0.01	3
Stuttgart	2024/05/23	10:37	1.06 EUR	0.00	2
Munich	2024/05/23	08:02	1.0835 EUR	0.00	1
Hamburg	2024/05/23	08:18	1.08 EUR	0.00	1
Frankfurt	2024/	11:31	1.074 EUR	0.00	2

	05/23					
FINRA other OTC Issues	2024/05/21	20:23	1.20 USD	0.07		2
Duesseldorf	2024/05/23	19:30	1.0505 EUR	0.00		5
Berlin	2024/05/23	08:02	1.0605 EUR	0.00		1
Australian Securities Exchange	2024/05/23	08:10	1.765 AUD	15.37		4,758

## Company profile

### Company Logo



### Contact Details

ALUMINA LTD.

--

Level 12 IBM Centre - VIC 3006 Southbank

Telefon: 03 8699 2600

Fax: 03 8699 2699

E-mail: -

### Company Profile

-

#### Members of Management Board

Michael P Ferraro	Chairman of Managing Board
-------------------	----------------------------

Andrew Wood	Member of Executive Committee
-------------	-------------------------------

Galina Kraeva	Member of Executive Committee
---------------	-------------------------------

Grant A. Dempsey	Member of Executive Committee
------------------	-------------------------------

Stephen Foster	Member of Executive Committee
----------------	-------------------------------

#### Board of directors

William Day	Chairman of Supervisory Board
-------------	-------------------------------

Alistair Field	Member of Supervisory Board
----------------	-----------------------------

Chen Zeng	Member of Supervisory Board
-----------	-----------------------------

Deborah O'Toole	Member of Supervisory Board
-----------------	-----------------------------

John Bevan	Member of Supervisory Board
------------	-----------------------------

Shirley In't Veld	Member of Supervisory Board
-------------------	-----------------------------