

CHAMPION IRON LTD

ISIN: **AU000000CIA2** WKN: **CIA**

Overview

2024/08/16 10:32:28

Price
3.44 EUR

Difference  2.99% (0.10)

General attributes

ISIN	AU000000CIA2
Symbol	CIA
Exchange	Stuttgart
Currency	EUR
Sector	Industry
Security type	Stock
Market cap (m)	1,801 EUR
Benchmark	S&P/TSX 60 INDEX

Market data

Bid (Bid size)	- (0)
Ask (Ask size)	- (0)
Open	3.44 EUR
High	3.44 EUR
Low	3.44 EUR
Close (prev. day)	3.34 EUR
VWAP	-
Volume (pcs)	0
Trading volume	0.00
Number of trades	4
Last size	0

Futures and Options









Related Futures	-
Related Options	-

5y



Information about previous performance does not guarantee future performance.
Source: FactSet

Recent research

on sector		
Date	Headline	Download
2024/08/16	 Equity Weekly	
2024/08/13	 Aktienempfehlungen Österreich	
2024/08/12	 Global Equity Ratings	
2024/08/12	 Aktienempfehlungen Global	
2024/08/09	 Equity Weekly	

Details

2024/08/16 10:32:28

Price

3.44 EUR

Difference ▲ 2.99% (0.10)

General attributes

ISIN	AU000000CIA2
Symbol	CIA
Exchange	Stuttgart
Currency	EUR
Sector	Industry
Security type	Stock
Market cap (m)	1,801 EUR
Benchmark	S&P/TSX 60 INDEX

Market data

Bid (Bid size)	- (0)
Ask (Ask size)	- (0)
Open	3.44 EUR
High	3.44 EUR
Low	3.44 EUR
Close (prev. day)	3.34 EUR
VWAP	-
Volume (pcs)	0
Trading volume	0.00
Number of trades	4
Last size	0

Performance and Risk

	6m	1y	3y
Perf (%)	-30.28%	+13.31%	-6.01%
Perf (abs.)	-1.49	+0.40	-0.22
Beta	0.45	0.53	0.55
Volatility	42.09	41.71	51.92

5y



Information about previous performance does not guarantee future performance.
Source: FactSet

Price data

Ø price 5 days Ø volume 5 days (pcs.)	3.48 EUR (0)
Ø price 30 days Ø volume 30 days (pcs.)	3.67 EUR (86)
Ø price 100 days Ø volume 100 days (pcs.)	4.01 EUR (110)
Ø price 250 days Ø volume 250 days (pcs.)	4.22 EUR (265)
YTD High date	5.39 EUR (2024/01/02)
YTD Low date	3.32 EUR (2024/08/15)
52 Weeks High date	5.39 EUR (2024/01/02)
52 Weeks Low date	3.05 EUR (2023/08/17)

All listings for CHAMPION IRON LTD

Exchange ⊕	Date	Time	Price	Trading volume (mio.)	Number of trades
Tradegate	2024/08/16	22:02	3.48 EUR	0.00	1
Toronto Stock Exchange	2024/08/16	22:00	5.31 CAD	1.36	1,229
Stuttgart	2024/08/16	10:32	3.44 EUR	0.00	4
Hamburg	2024/08/16	16:39	3.44 EUR	0.00	3
Frankfurt	2024/08/16	08:04	3.44 EUR	0.00	2

	16						
FINRA other OTC Issues	2024/08/16	20:20	4.22 USD	0.01			3
Duesseldorf	2024/08/16	19:30	3.42 EUR	0.00			6
Berlin	2024/08/16	08:08	3.44 EUR	0.00			3
Australian Securities Exchange	2024/08/16	08:10	5.77 AUD	6.96			4,205

Company profile

Company Logo

CHAMPION IRON 

Company Profile

-

Contact Details

CHAMPION IRON

--

Telefon: -

Fax: -

E-mail: -