

# CHAMPION IRON LTD

ISIN: **AU000000CIA2** WKN: **CIA**

## Overview

2024/07/18 08:04:52

**Price**  
3.80 EUR

**Difference**  -1.55% (-0.06)

### General attributes

ISIN	AU000000CIA2
Symbol	CIA
Exchange	Stuttgart
Currency	EUR
Sector	Industry
Security type	Stock
Market cap (m)	1,992 EUR
Benchmark	S&P/TSX 60 INDEX

### Market data

Bid (Bid size)	3.80 EUR (2,020)
Ask (Ask size)	3.88 EUR (2,020)
Open	3.80 EUR
High	3.80 EUR
Low	3.80 EUR
Close (prev. day)	3.86 EUR
VWAP	-
Volume (pcs)	0
Trading volume	0.00
Number of trades	1
Last size	0

### Futures and Options






Related Futures	-
Related Options	-

5y



Information about previous performance does not guarantee future performance.  
Source: FactSet

### Recent research

on sector		
Date	Headline	Download
2024/07/15	 Aktienempfehlungen Global	
2024/07/12	 Global Equity Ratings	
2024/07/09	 Aktienempfehlungen Österreich	
2024/06/24	 Aktienempfehlungen Österreich	
2024/06/21	 Global Equity Ratings	

## Details

2024/07/18 08:04:52

**Price**  
3.80 EUR

**Difference**  -1.55% (-0.06)

## General attributes

ISIN	AU000000CIA2
Symbol	CIA
Exchange	Stuttgart
Currency	EUR
Sector	Industry
Security type	Stock
Market cap (m)	1,992 EUR
Benchmark	S&P/TSX 60 INDEX

## Market data

Bid (Bid size)	3.80 EUR (2,020)
Ask (Ask size)	3.88 EUR (2,020)
Open	3.80 EUR
High	3.80 EUR
Low	3.80 EUR
Close (prev. day)	3.86 EUR
VWAP	-
Volume (pcs)	0
Trading volume	0.00
Number of trades	1
Last size	0

## Performance and Risk

	6m	1y	3y
Perf (%)	-19.09%	+11.82%	-9.81%
Perf (abs.)	-0.91	+0.41	-0.42
Beta	0.09	0.50	0.52
Volatility	41.01	42.39	51.90

5y




Information about previous performance does not guarantee future performance.  
Source: FactSet

## Price data

Ø price 5 days   Ø volume 5 days (pcs.)	3.94 EUR (200)
Ø price 30 days   Ø volume 30 days (pcs.)	3.97 EUR (63)
Ø price 100 days   Ø volume 100 days (pcs.)	4.20 EUR (270)
Ø price 250 days   Ø volume 250 days (pcs.)	4.20 EUR (300)
YTD High   date	5.39 EUR (2024/01/02)
YTD Low   date	3.84 EUR (2024/06/26)
52 Weeks High   date	5.39 EUR (2024/01/02)
52 Weeks Low   date	3.04 EUR (2023/08/16)

## Arbitrage views

Exchange 	Date	Time	Price	Trading volume (mio.)	Number of trades
Tradegate	2024/07/17	22:26	3.90 EUR	0.00	2
Toronto Stock Exchange	2024/07/17	22:00	5.86 CAD	2.81	1,445
Stuttgart	2024/07/18	08:04	3.80 EUR	0.00	1
Hamburg	2024/07/18	08:00	3.80 EUR	0.00	1
Frankfurt	2024/07/18	08:10	3.80 EUR	0.00	1

	18						
FINRA other OTC Issues	2024/07/17	18:55	4.57	USD	0.00		1
Duesseldorf	2024/07/18	09:30	3.78	EUR	0.00		2
Berlin	2024/07/18	08:08	3.80	EUR	0.00		1
Australian Securities Exchange	2024/07/18	08:10	6.25	AUD	13.25		5,427

## Company profile

### Company Logo

CHAMPION IRON 

### Company Profile

-

### Contact Details

CHAMPION IRON

--

----

Telefon: -

Fax: -

E-mail: -