

CENTURY LITHIUM CORP.

ISIN: CA1566151066 WKN: -

Overview

2024/07/26 21:38:25

Price
0.2054 USDDifference  -2.32% (-0.00)

General attributes

ISIN	CA1566151066
Symbol	LCE
Exchange	FINRA other OTC Issues
Currency	USD
Sector	Energy / Commodities
Security type	Stock
Market cap (m)	28 EUR
Benchmark	S&P/TSX 60 INDEX

Market data

Bid (Bid size)	-
Ask (Ask size)	-
Open	0.25 USD
High	0.25 USD
Low	0.2054 USD
Close (prev. day)	0.2103 USD
VWAP	0.220414 USD
Volume (pcs)	42,891
Trading volume	9,320.13
Number of trades	21
Last size	1,000

Futures and Options







Related Futures	-
Related Options	-

5y



Information about previous performance does not guarantee future performance.
Source: FactSet

Recent research

on sector	Date	Headline	Download
	2024/07/26	 Equity Weekly	
	2024/07/24	 Global Equity Ratings	
	2024/07/24	 Aktienempfehlungen Global	
	2024/07/15	 Aktienempfehlungen Global	
	2024/07/12	 Equity Weekly	

Details

2024/07/26 21:38:25

Price

0.2054 USD

Difference ▼ -2.32% (-0.00)

General attributes

ISIN	CA1566151066
Symbol	LCE
Exchange	FINRA other OTC Issues
Currency	USD
Sector	Energy / Commodities
Security type	Stock
Market cap (m)	28 EUR
Benchmark	S&P/TSX 60 INDEX

Market data

Bid (Bid size)	-
Ask (Ask size)	-
Open	0.25 USD
High	0.25 USD
Low	0.2054 USD
Close (prev. day)	0.2103 USD
VWAP	0.220414 USD
Volume (pcs)	42,891
Trading volume	9,320.13
Number of trades	21
Last size	1,000

Performance and Risk

	6m	1y	3y
Perf (%)	-33.31%	-68.40%	-76.39%
Perf (abs.)	-0.10	-0.44	-0.66
Beta	0.36	0.34	1.36
Volatility	108.25	86.95	74.29

5y



Information about previous performance does not guarantee future performance.
Source: FactSet

Price data

Ø price 5 days Ø volume 5 days (pcs.)	0.2156 USD (43,444)
Ø price 30 days Ø volume 30 days (pcs.)	0.2298 USD (66,777)
Ø price 100 days Ø volume 100 days (pcs.)	0.3705 USD (91,063)
Ø price 250 days Ø volume 250 days (pcs.)	0.4168 USD (98,159)
YTD High date	0.7062 USD (2024/04/05)
YTD Low date	0.1621 USD (2024/07/11)
52 Weeks High date	0.7062 USD (2024/04/05)
52 Weeks Low date	0.1621 USD (2024/07/11)

All listings for CENTURY LITHIUM CORP.

Exchange	Date	Time	Price	Trading volume (mio.)	Number of trades
Tradegate	2024/07/26	22:26	0.19 EUR	0.00	1
TSX Venture Exchange	2024/07/26	21:59	0.28 CAD	0.03	17
Stuttgart	2024/07/26	14:44	0.1875 EUR	0.00	5
Munich	2024/07/26	08:00	0.1825 EUR	0.00	2
Frankfurt	2024/07/26	08:05	0.1825 EUR	0.00	2

	26						
FINRA other OTC Issues	2024/07/ 26	21:38	0.2054	USD	0.01		21
Berlin	2024/07/ 26	08:08	0.1825	EUR	0.00		3

Company profile

Company Logo

Contact Details

CENTURY LITHIUM

--

Telefon: -

Fax: -

E-mail: -

Company Profile

-