

## EDREAMS ODIGEO EUR0.10

ISIN: LU1048328220 WKN: -

## Overview

2024/04/26 17:35:28

Price  
6.27 EURDifference  2.45% (0.15)

## General attributes

ISIN	LU1048328220
Symbol	EDR
Exchange	BME Continuous Market
Currency	EUR
Sector	Media / Entertainment / Recreation
Security type	Stock
Market cap (m)	800 EUR
Benchmark	IBEX 35

## Market data

Bid (Bid size)	-
Ask (Ask size)	-
Open	6.24 EUR
High	6.27 EUR
Low	6.17 EUR
Close (prev. day)	6.12 EUR
VWAP	6.238758 EUR
Volume (pcs)	24,346
Trading volume	151,888.80
Number of trades	147
Last size	225

## Futures and Options









Related Futures	-
Related Options	-

5y



Information about previous performance does not guarantee future performance.  
Source: FactSet

## Recent research

on sector		on market	
Date		Headline	Download
2024/04/26		Global Equity Ratings	
2024/04/26		Aktienempfehlungen Global	
2024/04/15		Aktienempfehlungen Österreich	
2024/04/03		Global Equity Ratings	
2024/04/03		Aktienempfehlungen Global	

## Details

2024/04/26 17:35:28

### Price

6.27 EUR

 Difference ▲ 2.45% (0.15)

### General attributes

ISIN	LU1048328220
Symbol	EDR
Exchange	BME Continuous Market
Currency	EUR
Sector	Media / Entertainment / Recreation
Security type	Stock
Market cap (m)	800 EUR
Benchmark	IBEX 35

### Market data

Bid (Bid size)	-
Ask (Ask size)	-
Open	6.24 EUR
High	6.27 EUR
Low	6.17 EUR
Close (prev. day)	6.12 EUR
VWAP	6.238758 EUR
Volume (pcs)	24,346
Trading volume	151,888.80
Number of trades	147
Last size	225

### Performance and Risk

	6m	1y	3y
Perf (%)	+11.17%	+25.40%	+33.40%
Perf (abs.)	+0.63	+1.27	+1.57
Beta	0.68	1.06	1.27
Volatility	27.36	28.46	41.94

5y



Information about previous performance does not guarantee future performance.  
Source: FactSet

### Price data

Ø price 5 days   Ø volume 5 days (pcs.)	6.18 EUR (43,757)
Ø price 30 days   Ø volume 30 days (pcs.)	6.35 EUR (68,365)
Ø price 100 days   Ø volume 100 days (pcs.)	6.80 EUR (66,901)
Ø price 250 days   Ø volume 250 days (pcs.)	6.42 EUR (76,586)
YTD High   date	7.73 EUR (2024/01/02)
YTD Low   date	5.90 EUR (2024/04/16)
52 Weeks High   date	7.73 EUR (2024/01/02)
52 Weeks Low   date	4.86 EUR (2023/04/27)

### Arbitrage views

Exchange <span>⊕</span>	Date	Time	Price	Trading volume (mio.)	Number of trades
Stuttgart	2024/04/26	08:03	6.03 EUR	0.00	1
Munich	2024/04/26	08:11	6.18 EUR	0.00	1
London Stock Exchange	2024/02/29	17:37	6.80 EUR	0.06	2
Frankfurt	2024/04/26	15:29	6.12 EUR	0.00	5
FINRA other OTC	2024/04/	19:07	6.50 USD	0.01	1

Issues	23					
Duesseldorf	2024/04/ 26	16:31	6.15 EUR	0.00		4
BME Continuous Market	2024/04/ 26	17:35	6.27 EUR	0.15		147

## Company profile

### Company Logo

#### Contact Details

EDREAMS ODIGEO

--

----

Telefon: -

Fax: -

E-mail: -

### Company Profile

-