

## OCI N.V.

ISIN: NL0010558797

WKN: -

## Overview

2024/07/12 19:30:05

Price  
23.31 EURDifference  -1.06% (-0.25)

## General attributes

ISIN	NL0010558797
Symbol	OCI
Exchange	Duesseldorf
Currency	EUR
Sector	Other
Security type	Stock
Market cap (m)	4,996 EUR
Benchmark	AMSTERDAM EXCHANGES INDEX

## Market data

Bid (Bid size)	-
Ask (Ask size)	-
Open	23.84 EUR
High	23.89 EUR
Low	23.31 EUR
Close (prev. day)	23.56 EUR
VWAP	-
Volume (pcs)	0
Trading volume	0.00
Number of trades	6
Last size	0

## Futures and Options






Related Futures	24
Related Options	-

5y



Information about previous performance does not guarantee future performance.  
Source: FactSet

## Recent research

on sector		on market		
Date		Headline		Download
2024/07/12		Global Equity Ratings		
2024/07/12		Aktienempfehlungen Global		
2024/07/09		Aktienempfehlungen Österreich		
2024/07/05		Equity Weekly		
2024/06/24		Aktienempfehlungen Österreich		

## Details

2024/07/12 19:30:05

### Price

23.31 EUR

**Difference** ▼ -1.06% (-0.25)

### General attributes

ISIN	NL0010558797
Symbol	OCI
Exchange	Duesseldorf
Currency	EUR
Sector	Other
Security type	Stock
Market cap (m)	4,996 EUR
Benchmark	AMSTERDAM EXCHANGES INDEX

### Market data

Bid (Bid size)	-
Ask (Ask size)	-
Open	23.84 EUR
High	23.89 EUR
Low	23.31 EUR
Close (prev. day)	23.56 EUR
VWAP	-
Volume (pcs)	0
Trading volume	0.00
Number of trades	6
Last size	0

### Performance and Risk

	6m	1y	3y
Perf (%)	-5.63%	-0.85%	+5.76%
Perf (abs.)	-1.39	-0.20	+1.27
Beta	0.15	0.43	0.58
Volatility	20.71	41.28	41.53

5y



Information about previous performance does not guarantee future performance.

Source: FactSet

### Price data

Ø price 5 days   Ø volume 5 days (pcs.)	23.07 EUR (0)
Ø price 30 days   Ø volume 30 days (pcs.)	23.25 EUR (1)
Ø price 100 days   Ø volume 100 days (pcs.)	24.30 EUR (0)
Ø price 250 days   Ø volume 250 days (pcs.)	24.00 EUR (2)
YTD High   date	27.45 EUR (2024/02/09)
YTD Low   date	22.32 EUR (2024/07/01)
52 Weeks High   date	27.45 EUR (2024/02/09)
52 Weeks Low   date	17.86 EUR (2023/12/07)

### Arbitrage views

Exchange <span>⊕</span>	Date	Time	Price	Trading volume (mio.)	Number of trades
Tradegate	2024/07/12	22:26	23.59 EUR	0.00	5
Stuttgart	2024/07/12	14:26	23.56 EUR	0.00	9
Munich	2024/07/12	08:03	23.88 EUR	0.00	2
London Stock Exchange European Trade Reporting	2024/07/12	17:30	23.965 EUR	0.00	2
Frankfurt	2024/	17:20	23.62 EUR	0.00	8

	07/12					
FINRA other OTC Issues	2024/ 07/10	20:33	25.01 USD	0.07	4	
Euronext Milan MTF Trading After Hours	-	-	-	0.00	-	
Euronext Amsterdam	2024/ 07/12	17:35	23.67 EUR	8.15	1,481	
Duesseldorf	2024/ 07/12	19:30	23.31 EUR	0.00	6	
Berlin	2024/ 07/12	08:03	23.88 EUR	0.00	3	

## Company profile

### Company Logo



### Contact Details

OCI NV

--

Honthorststraat 19 - 1071 DC Amsterdam

Telefon: +31-20-723-45-00

Fax: +

E-mail: -

### Company Profile

-

#### Members of Management Board

Ahmed El-Hoshy	Chairman of Managing Board
Hassan Badrawi	Member of Executive Committee
Maud de Vries	Member of Executive Committee
Nassef Sawiris	Member of Executive Committee

#### Board of directors

Michael Bennett	Chairman of Supervisory Board
Nassef Onsi Nagib Sawiris	Chairman of Supervisory Board
Anja H. Montijn-Groenewoud	Member of Supervisory Board
David Welch	Member of Supervisory Board
Dod Fraser	Member of Supervisory Board
Gregory Heckman	Member of Supervisory Board
Hassan Hussam Badrawi	Member of Supervisory Board
Heike van de Kerkhof	Member of Supervisory Board
Maud de Vries	Member of Supervisory Board
Nadia Sawiris	Member of Supervisory Board
Robert Jan van de Kraats	Member of Supervisory Board
Sipko Schat	Member of Supervisory Board