

MERCURY NZ LTD.

ISIN: **NZMRPE0001S2** WKN: **MCY**

Overview

2024/07/08 17:03:34

Price
3.95 USDDifference  -3.66% (-0.15)

General attributes

ISIN	NZMRPE0001S2
Symbol	MCY
Exchange	FINRA other OTC Issues
Currency	USD
Sector	Utilities
Security type	Stock
Market cap (m)	5,239 EUR
Benchmark	MSCI WORLD INDEX (STRD, UHD)

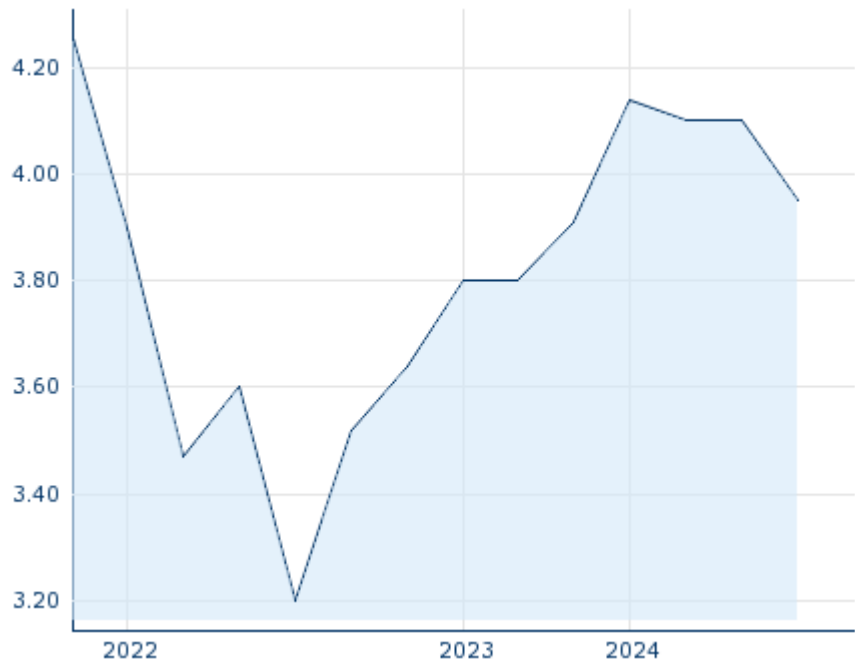
Market data

Bid (Bid size)	-
Ask (Ask size)	-
Open	3.95 USD
High	3.95 USD
Low	3.95 USD
Close (prev. day)	4.10 USD
VWAP	3.95 USD
Volume (pcs)	932
Trading volume	3,681.40
Number of trades	1
Last size	932

Futures and Options









Related Futures	-
Related Options	-

5y



Information about previous performance does not guarantee future performance.
Source: FactSet

Recent research

on sector			
Date		Headline	Download
2024/07/15		Aktienempfehlungen Global	
2024/07/12		Global Equity Ratings	
2024/07/09		Aktienempfehlungen Österreich	
2024/06/24		Aktienempfehlungen Österreich	
2024/06/21		Global Equity Ratings	

Details

2024/07/08 17:03:34

Price

3.95 USD

Difference  -3.66% (-0.15)

General attributes

ISIN	NZMRPE0001S2
Symbol	MCY
Exchange	FINRA other OTC Issues
Currency	USD
Sector	Utilities
Security type	Stock
Market cap (m)	5,239 EUR
Benchmark	MSCI WORLD INDEX (STRD, UHD)

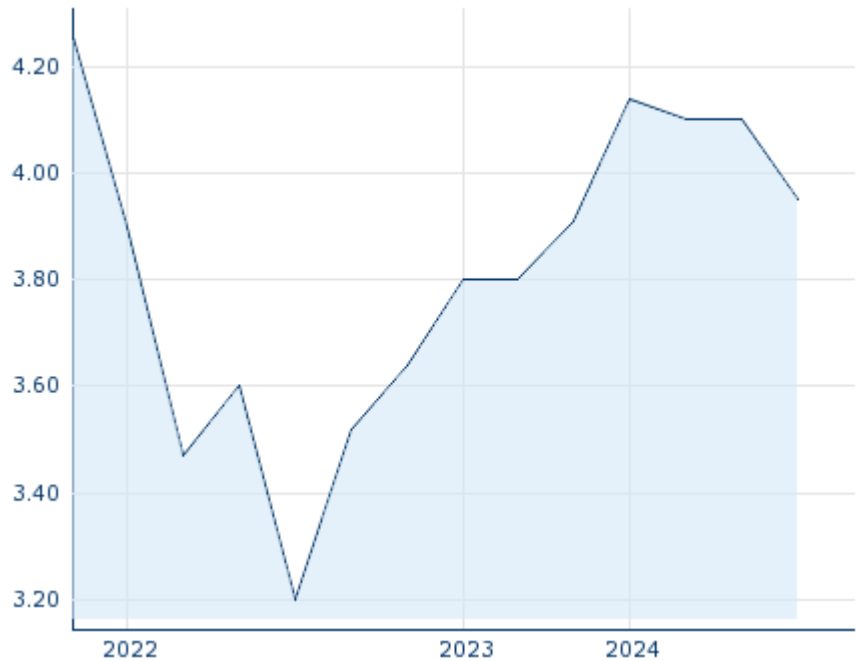
Market data

Bid (Bid size)	-
Ask (Ask size)	-
Open	3.95 USD
High	3.95 USD
Low	3.95 USD
Close (prev. day)	4.10 USD
VWAP	3.95 USD
Volume (pcs)	932
Trading volume	3,681.40
Number of trades	1
Last size	932

Performance and Risk

	6m	1y	3y
Perf (%)	-	-	-
Perf (abs.)	-	-	-
Beta	-0.48	-0.03	0.19
Volatility	-	23.61	33.20

5y




Information about previous performance does not guarantee future performance.
Source: FactSet

Price data

Ø price 5 days Ø volume 5 days (pcs.)	- USD (-)
Ø price 30 days Ø volume 30 days (pcs.)	3.95 USD (214)
Ø price 100 days Ø volume 100 days (pcs.)	4.05 USD (233)
Ø price 250 days Ø volume 250 days (pcs.)	4.00 USD (395)
YTD High date	4.14 USD (2024/01/09)
YTD Low date	3.95 USD (2024/07/08)
52 Weeks High date	4.14 USD (2024/01/09)
52 Weeks Low date	3.80 USD (2023/08/23)

All listings for MERCURY NZ LTD.

Exchange 	Date	Time	Price	Trading volume (mio.)	Number of trades
Stuttgart	2024/07/18	08:08	3.68 EUR	0.00	3
Munich	2024/07/18	08:11	3.74 EUR	0.00	2
Frankfurt	2024/07/18	08:00	3.86 EUR	0.00	2
FINRA other OTC Issues	2024/07/08	17:03	3.95 USD	0.00	1
Berlin	2024/07/18	08:11	3.66 EUR	0.00	3

	18						
Australian Securities Exchange	2024/07/18	08:10	6.11	AUD	0.13		86

Company profile

Company Logo



Company Profile

-

Contact Details

MERCURY NZ

--

Telefon: -

Fax: -

E-mail: -