

# ABO GROUP ENVIRONM

ISIN: **BE0974278104** WKN:

## Overview

2022/09/27 11:24:00

**Price**  
5.10 EUR

**Difference**  -0.97% (-0.05)

### General attributes

ISIN	BE0974278104
Symbol	ABO
Exchange	Euronext Brussels
Currency	EUR
Sector	-
Security type	Stock
Market cap (m)	54 EUR
Benchmark	BEL 20 INDEX

### Market data

Bid (Bid size)	5.00 EUR (1,005)
Ask (Ask size)	5.10 EUR (336)
Open	5.10 EUR
High	5.10 EUR
Low	5.10 EUR
Close (prev. day)	5.15 EUR
VWAP	5.10 EUR
Volume (pcs)	50
Trading volume	255.00
Number of trades	1
Last size	50

### Futures and Options





Related Futures	-
Related Options	-

5y



Information about previous performance does not guarantee future performance.  
Source: FactSet

### Recent research

on market			
Date		Headline	Download
2022/09/26		Global Equity Ratings	
2022/09/26		Aktienempfehlungen Global	
2022/09/06		Marktkommentar	
2022/09/01		Global Equity Ratings	
2022/09/01		Aktienempfehlungen Global	

## Details

2022/09/27 11:24:00

### Price

5.10 EUR

Difference ▼ -0.97% (-0.05)

### General attributes

ISIN	BE0974278104
Symbol	ABO
Exchange	Euronext Brussels
Currency	EUR
Sector	-
Security type	Stock
Market cap (m)	54 EUR
Benchmark	BEL 20 INDEX

### Market data

Bid (Bid size)	5.00 EUR (1,005)
Ask (Ask size)	5.10 EUR (336)
Open	5.10 EUR
High	5.10 EUR
Low	5.10 EUR
Close (prev. day)	5.15 EUR
VWAP	5.10 EUR
Volume (pcs)	50
Trading volume	255.00
Number of trades	1
Last size	50

### Performance and Risk

	6m	1y	3y
Perf (%)	-7.21%	-14.17%	+145.24%
Perf (abs.)	-0.40	-0.85	+3.05
Beta	0.36	0.17	0.13
Volatility	28.04	36.72	50.23

5y



Information about previous performance does not guarantee future performance.  
Source: FactSet

### Price data

Ø price 5 days   Ø volume 5 days (pcs.)	5.06 EUR (493)
Ø price 30 days   Ø volume 30 days (pcs.)	5.06 EUR (626)
Ø price 100 days   Ø volume 100 days (pcs.)	5.16 EUR (879)
Ø price 250 days   Ø volume 250 days (pcs.)	5.33 EUR (1,157)
YTD High   date	6.05 EUR (2022/01/24)
YTD Low   date	4.80 EUR (2022/01/03)
52 Weeks High   date	6.05 EUR (2021/10/18)
52 Weeks Low   date	4.76 EUR (2021/12/21)

### Arbitrage views

Exchange	Date	Time	Price	Trading volume (mio.)	Number of trades
Stuttgart	2022/09/27	14:15	4.96 EUR	0.00	2
London Stock Exchange	2018/05/22	17:36	3.62 EUR	0.00	1
Frankfurt	2022/09/27	08:03	5.05 EUR	0.00	1
Euronext Brussels	2022/09/27	11:24	5.10 EUR	0.00	1

## Company profile

### Company Logo



### Company Profile

-

### Contact Details

ABO GROUP

--

Brusselstraat 59 2018 Antwerpen

Telefon: + 32 (0) 3 292 96 96

Fax: + 32 (0) 3 292 96 97 info@thenergo.eu

E-mail: info@thenergo.eu