

YUM! BRANDS INC.

ISIN: **US9884981013** WKN: **988498101**

Overview

2024/09/18 08:03:39

Price
118.85 EURDifference  -1.57% (-1.90)

General attributes

ISIN	US9884981013
Symbol	YUM
Exchange	Berlin
Currency	EUR
Sector	Consumer Products
Security type	Stock
Market cap (m)	33,457 EUR
Benchmark	S&P 500

Market data

Bid (Bid size)	118.45 EUR (500)
Ask (Ask size)	118.70 EUR (500)
Open	118.85 EUR
High	118.85 EUR
Low	118.85 EUR
Close (prev. day)	120.75 EUR
VWAP	-
Volume (pcs)	0
Trading volume	0.00
Number of trades	1
Last size	0

Futures and Options











Related Futures	-
Related Options	-

5y



Information about previous performance does not guarantee future performance.
Source: FactSet

Recent research

on sector		on market		
Date		Headline		Download
2024/09/11		Global Equity Ratings		
2024/09/11		Aktienempfehlungen Global		
2024/09/09		Aktienempfehlungen Österreich		
2024/09/05		Global Equity Ratings		
2024/09/05		Aktienempfehlungen Global		

Details

2024/09/18 08:03:39

Price

118.85 EUR

Difference ▼ -1.57% (-1.90)

General attributes

ISIN	US9884981013
Symbol	YUM
Exchange	Berlin
Currency	EUR
Sector	Consumer Products
Security type	Stock
Market cap (m)	33,457 EUR
Benchmark	S&P 500

Market data

Bid (Bid size)	118.45 EUR (500)
Ask (Ask size)	118.70 EUR (500)
Open	118.85 EUR
High	118.85 EUR
Low	118.85 EUR
Close (prev. day)	120.75 EUR
VWAP	-
Volume (pcs)	0
Trading volume	0.00
Number of trades	1
Last size	0

Performance and Risk

	6m	1y	3y
Perf (%)	-3.90%	-2.23%	+11.24%
Perf (abs.)	-4.90	-2.75	+12.20
Beta	-	-	-
Volatility	18.74	17.18	19.52

5y



Information about previous performance does not guarantee future performance.
Source: FactSet

Price data

Ø price 5 days Ø volume 5 days (pcs.)	120.36 EUR (0)
Ø price 30 days Ø volume 30 days (pcs.)	122.24 EUR (0)
Ø price 100 days Ø volume 100 days (pcs.)	123.41 EUR (0)
Ø price 250 days Ø volume 250 days (pcs.)	121.54 EUR (0)
YTD High date	133.30 EUR (2024/04/30)
YTD Low date	115.95 EUR (2024/07/25)
52 Weeks High date	133.30 EUR (2024/04/30)
52 Weeks Low date	109.95 EUR (2023/10/13)

Arbitrage views

Exchange ⊕	Date	Time	Price	Trading volume (mio.)	Number of trades
Xetra	2024/09/18	17:35	119.05 EUR	0.00	1
Vienna Stock Exchange	2024/09/18	17:32	118.95 EUR	0.00	5
Tradegate	2024/09/18	17:18	119.40 EUR	0.04	12
Stuttgart	2024/09/18	08:02	118.85 EUR	0.00	1
SIX Swiss Exchange	2019/06/	17:35	108.92 USD	0.00	1

	20						
SIX Swiss Exchange	2019/06/28	17:35	107.86 CHF	0.00			1
NYSE	2024/09/18	18:17	131.90 USD	55.17			9,089
Munich	2024/09/18	17:25	118.80 EUR	0.00			2
London Stock Exchange	2024/07/16	15:53	127.29 USD	0.00			1
Hanover	2024/09/18	17:25	119.00 EUR	0.00			2
Hamburg	2024/09/18	17:25	119.00 EUR	0.00			2
Frankfurt	2024/09/18	08:00	119.35 EUR	0.00			1
Duesseldorf	2024/09/18	08:10	118.80 EUR	0.00			1
Berlin	2024/09/18	08:03	118.85 EUR	0.00			1

Company profile

Company Logo



Contact Details

YUM! BRANDS INC.

--

1441 Gardiner Lane - 40213 Louisville

Telefon: +1-502-874-8300

Fax: +

E-mail: -

Company Profile

-

Members of Management Board

Brian Cornell Chairman of Board of Directors

Mirian Graddick-Weir Member of Board of Directors

Annie Young-Scrivner Member of Board of Directors

Brett Biggs Member of Board of Directors

Christopher Connor Member of Board of Directors

Keith Barr Member of Board of Directors

Paget Alves Member of Board of Directors

Peter Skala Member of Board of Directors

Susan Doniz Member of Board of Directors

Tanya Domier Member of Board of Directors

Thomas Nelson Member of Board of Directors

David Gibbs Chairman of Managing Board

Chris Turner Member of Executive Committee

Clay Johnson Member of Executive Committee

Gavin Felder Member of Executive Committee

James Fripp Member of Executive Committee

Ken Muench Member of Executive Committee

Scott Catlett Member of Executive Committee

Tracy Skeans Member of Executive Committee