

KNEAT.COM INC.

ISIN: CA4988241010 WKN: -

Overview

2024/07/26 08:05:14

Price

2.94 EUR

Difference  3.52% (0.10)

General attributes

ISIN	CA4988241010
Symbol	KSI
Exchange	Frankfurt
Currency	EUR
Sector	Software
Security type	Stock
Market cap (m)	259 EUR
Benchmark	S&P/TSX 60 INDEX

Market data

Bid (Bid size)	-
Ask (Ask size)	-
Open	2.94 EUR
High	2.94 EUR
Low	2.94 EUR
Close (prev. day)	2.84 EUR
VWAP	2.84 EUR
Volume (pcs)	0
Trading volume	0.00
Number of trades	2
Last size	0

Futures and Options

Related Futures	-
Related Options	-










5y



Information about previous performance does not guarantee future performance.

Source: FactSet

Recent research

on sector	Date	Headline	Download
	2024/07/26	 Equity Weekly	
	2024/07/24	 Global Equity Ratings	
	2024/07/24	 Aktienempfehlungen Global	
	2024/07/15	 Aktienempfehlungen Global	
	2024/07/12	 Global Equity Ratings	

Details

2024/07/26 08:05:14

Price

2.94 EUR

Difference ▲ 3.52% (0.10)

General attributes

ISIN	CA4988241010
Symbol	KSI
Exchange	Frankfurt
Currency	EUR
Sector	Software
Security type	Stock
Market cap (m)	259 EUR
Benchmark	S&P/TSX 60 INDEX

Market data

Bid (Bid size)	-
Ask (Ask size)	-
Open	2.94 EUR
High	2.94 EUR
Low	2.94 EUR
Close (prev. day)	2.84 EUR
VWAP	2.84 EUR
Volume (pcs)	0
Trading volume	0.00
Number of trades	2
Last size	0

Performance and Risk

	6m	1y	3y
Perf (%)	+22.50%	+45.54%	+45.54%
Perf (abs.)	+0.54	+0.92	+0.92
Beta	-0.11	0.16	0.30
Volatility	37.49	35.91	48.39

5y



Information about previous performance does not guarantee future performance.
Source: FactSet

Price data

Ø price 5 days Ø volume 5 days (pcs.)	2.86 EUR (133)
Ø price 30 days Ø volume 30 days (pcs.)	2.88 EUR (46)
Ø price 100 days Ø volume 100 days (pcs.)	2.72 EUR (34)
Ø price 250 days Ø volume 250 days (pcs.)	2.35 EUR (57)
YTD High date	3.02 EUR (2024/07/10)
YTD Low date	1.97 EUR (2024/01/10)
52 Weeks High date	3.02 EUR (2024/07/10)
52 Weeks Low date	1.81 EUR (2023/11/01)

All listings for KNEAT.COM INC.

Exchange 📍	Date	Time	Price	Trading volume (mio.)	Number of trades
Toronto Stock Exchange	2024/07/26	21:59	4.54 CAD	0.04	45
Stuttgart	2024/07/26	11:05	2.92 EUR	0.00	4
Munich	2024/07/26	08:02	2.94 EUR	0.00	1
Frankfurt	2024/07/26	08:05	2.94 EUR	0.00	2
FINRA other OTC	2024/07/26	16:23	3.265 USD	0.00	3

Company profile

Company Logo

Kneat

Company Profile

-

Contact Details

KNEAT.COM

--

Telefon: -

Fax: -

E-mail: -