

KNEAT.COM INC.

ISIN: CA4988241010 WKN: -

Overview

2024/07/26 08:02:41

Price
2.94 EURDifference  0.00% (0.00)

General attributes

ISIN	CA4988241010
Symbol	KSI
Exchange	Munich
Currency	EUR
Sector	Software
Security type	Stock
Market cap (m)	259 EUR
Benchmark	S&P/TSX 60 INDEX

Market data

Bid (Bid size)	-
Ask (Ask size)	-
Open	2.94 EUR
High	2.94 EUR
Low	2.94 EUR
Close (prev. day)	2.94 EUR
VWAP	2.86 EUR
Volume (pcs)	0
Trading volume	0.00
Number of trades	1
Last size	0

Futures and Options











Related Futures	-
Related Options	-

5y



Information about previous performance does not guarantee future performance.
Source: FactSet

Recent research

on sector			
Date		Headline	Download
2024/07/26		Equity Weekly	
2024/07/24		Global Equity Ratings	
2024/07/24		Aktienempfehlungen Global	
2024/07/15		Aktienempfehlungen Global	
2024/07/12		Global Equity Ratings	

Details

2024/07/26 08:02:41

Price

2.94 EUR

Difference ↔ 0.00% (0.00)

General attributes

ISIN	CA4988241010
Symbol	KSI
Exchange	Munich
Currency	EUR
Sector	Software
Security type	Stock
Market cap (m)	259 EUR
Benchmark	S&P/TSX 60 INDEX

Market data

Bid (Bid size)	-
Ask (Ask size)	-
Open	2.94 EUR
High	2.94 EUR
Low	2.94 EUR
Close (prev. day)	2.94 EUR
VWAP	2.86 EUR
Volume (pcs)	0
Trading volume	0.00
Number of trades	1
Last size	0

Performance and Risk

	6m	1y	3y
Perf (%)	+22.50%	+44.12%	+42.72%
Perf (abs.)	+0.54	+0.90	+0.88
Beta	-0.11	0.16	0.30
Volatility	20.54	22.89	31.21

5y



Information about previous performance does not guarantee future performance.
Source: FactSet

Price data

Ø price 5 days Ø volume 5 days (pcs.)	2.94 EUR (0)
Ø price 30 days Ø volume 30 days (pcs.)	2.93 EUR (0)
Ø price 100 days Ø volume 100 days (pcs.)	2.76 EUR (36)
Ø price 250 days Ø volume 250 days (pcs.)	2.40 EUR (39)
YTD High date	3.02 EUR (2024/07/10)
YTD Low date	2.06 EUR (2024/01/02)
52 Weeks High date	3.02 EUR (2024/07/10)
52 Weeks Low date	1.90 EUR (2023/11/01)

All listings for KNEAT.COM INC.

Exchange ⊕	Date	Time	Price	Trading volume (mio.)	Number of trades
Toronto Stock Exchange	2024/07/26	21:59	4.54 CAD	0.04	45
Stuttgart	2024/07/26	11:05	2.92 EUR	0.00	4
Munich	2024/07/26	08:02	2.94 EUR	0.00	1
Frankfurt	2024/07/26	08:05	2.94 EUR	0.00	2
FINRA other OTC	2024/07/26	16:23	3.265 USD	0.00	3

Company profile

Company Logo

The logo for Kneat, featuring the word "Kneat" in a bold, blue, sans-serif font. The letter "K" is significantly larger than the other letters. A horizontal blue line is positioned directly beneath the word "Kneat".

Company Profile

-

Contact Details

KNEAT.COM

--

Telefon: -

Fax: -

E-mail: -